

## GOVERNMENT NOTICES • GOEWERMENTSKENNISGEWINGS

### INDEPENDENT COMMUNICATIONS AUTHORITY OF SOUTH AFRICA

NO. 4584


28 March 2024



#### HEREBY ISSUES A NOTICE REGARDING THE DRAFT INTERNATIONAL MOBILE TELECOMMUNICATIONS (IMT) ROADMAP

1. The Independent Communications Authority of South Africa (“ICASA or the Authority”) hereby publishes the Draft International Mobile Telecommunications (IMT) Roadmap, in terms of section 4 (3) (c) of the Independent Communications Authority of South Africa Act, 2000 (Act No. 13 of 2000) (“ICASA Act”), as amended, read with sections 2 (e), 30, 31(4), and 33 of the Electronic Communications Act, 2005 (Act No. 36 of 2005), as amended.
2. A copy of the Draft IMT Roadmap will be made available on the Authority’s website at <https://www.icasa.org.za> or can be sent via email upon request by any individual or can be collected from the ICASA Library at the following address: 350 Witch-Hazel Avenue, Eco Point Office Park, Eco Park, Centurion, between 09h00 and 16h00, Monday to Friday.
3. Interested persons are hereby invited to submit written representations on the Draft IMT Roadmap by no later than 16h00 on Monday, 10 June 2024 by post, hand or electronically (in MS Word and pdf format) for the attention of: Mr Manyapelo Richard Makgotlho.
4. Delivery address: Block C, 350 Witch-Hazel Avenue, Eco Point Office Park, Centurion; or by email at [rmakgotlho@icasa.org.za](mailto:rmakgotlho@icasa.org.za) and copy [jdikgale@icasa.org.za](mailto:jdikgale@icasa.org.za).

5. Telephonic enquiries should be directed to Mr Manyapelo Richard Makgotlho at 012 568 3367 between 08h30 and 16h30, from Monday to Friday. Written representations received by the Authority pursuant to this notice, will be made available for inspection by interested persons at the Authority's library and/or the ICASA website.
6. Persons making representations are further invited to indicate whether they require an opportunity to make oral representations.
7. When a person submits information to the Authority, such person may request that specific information be treated as confidential information in terms of section 4D of the ICASA Act. The request for confidentiality must be accompanied by a written statement explaining why the specific information should be treated as confidential, in accordance with ICASA Guidelines for Confidentiality Request published in Government *Gazette* No. 41839 of 17 August 2018.
8. The Authority may determine that such specific information or any portion thereof is to be treated as confidential in terms of section 4D of the ICASA Act. Where the request for confidentiality is refused, the person who made the request will be granted an opportunity to withdraw such representations or portion(s) thereof.



---

**YOLISA KEDAMA**  
**ACTING CHAIRPERSON**  
**DATE: 27/03/2024**



## **DRAFT IMT ROADMAP 2024**

## Table of Contents

<b>1</b>	<b>Perspective.....</b>	<b>1</b>
<b>2</b>	<b>Executive Summary .....</b>	<b>3</b>
2.1	Purpose of the IMT Roadmap .....	3
2.2	Outcome of studies: Resolution 238 (WRC-15), Resolution 223 (Rev.WRC-19), Resolution 245 (Rev. WRC-19) and Resolution 247 (Rev. WRC-19).....	5
2.3	Overview .....	10
<b>3</b>	<b>International Telecommunication Union (ITU) &amp; IMT .....</b>	<b>13</b>
3.1	What is IMT?.....	13
3.1.1	IMT-2000 .....	14
3.1.2	IMT-Advanced.....	14
3.1.3	IMT-2020 and Beyond Background .....	15
3.2	Capabilities of IMT-2030 .....	23
3.3	Timelines .....	23
3.4	Frequency Bands designated for IMT.....	24
<b>4</b>	<b>AFRICAN TELECOMMUNICATIONS UNION .....</b>	<b>34</b>
<b>5</b>	<b>SADC .....</b>	<b>35</b>
<b>6</b>	<b>South African Spectrum Legislative and Policy Framework.....</b>	<b>45</b>
6.1	The Electronic Communications Act, 2005 (Act No. 36 of 2005) .....	45
6.2	The Electronic Communications Act, 2005 (Act No. 36 of 2005) .....	45
6.3	Chapter 2: Policy and Regulations .....	46
6.3.1	South Africa Connect .....	46
6.3.2	Draft Next Generation Radio Frequency Spectrum Policy for Economic Development .....	48
6.4	The Frequency Migration Regulations and Plan 2013 .....	49
6.4.1	Principles governing frequency migration .....	49
6.5	Recommendation ITU-R M.2083-0. ....	51
6.6	Global Assignment Objectives for IMT.....	51

6.7	IMT-2000, IMT-Advanced, IMT-2020 evolutions .....	52
6.8	Harmonisation .....	53
6.9	Latest IMT Systems Specified Technologies.....	53
6.10	LTE - paired and unpaired spectrum (FDD and TDD).....	55
6.10.1	FDD and TDD trends .....	55
6.10.2	Need for network synchronisation.....	56
6.10.3	Flexible spectrum utilisation .....	56
6.10.4	High spectral efficiency for adaptive uplink /downlink configuration .....	56
6.10.5	Deployment issues .....	58
6.10.6	Interference suppression .....	58
6.11	Future system requirements for IMT / LTE & IMT-2020 networks.....	59
6.11.1	Download Speeds .....	59
6.11.2	Upload Speeds.....	61
<b>7</b>	<b>FORECASTS FOR SOUTH AFRICA.....</b>	<b>63</b>
7.1	Forecasts of overall IMT demand .....	63
7.1.1	Forecast of overall M2M demand .....	68
7.2	IMT-2020 and Beyond.....	70
7.3	IMT Demand for South Africa .....	70
<b>8</b>	<b>IMT Roadmap .....</b>	<b>77</b>
8.1	The IMT framework .....	77
8.1.1	The rationale for alignment with IMT in South Africa .....	78
8.1.2	IMT bands previously identified. ....	79
8.2	Guard bands.....	82
8.3	1700-2290 MHz band .....	87
8.3.1	ITU Position on 1700-2290 MHz.....	87
8.3.2	SADC frequency arrangement on 1700-2290 MHz .....	89
8.3.3	Radio Frequency Migration Plan for 1700-2290 MHz .....	95
8.3.4	Current usage of the 1700-2290 MHz band in South Africa .....	97

8.3.5	Proposal for extension of IMT2100 .....	97
8.4	IMT-2020 Frequencies for Consideration .....	99
8.4.1	1.427-1.518 GHz .....	99
	(Extracted from the National Radio Frequency Plan) .....	99
8.4.2	2.5 – 2.690 GHz .....	102
	(Extracted from the National Radio Frequency Plan). .....	102
8.4.3	2.7 – 2.9 GHz .....	104
	(Extracted from the National Radio Frequency Plan). .....	104
8.4.4	3.3 – 3.6 GHz .....	104
	(Extracted from the National Radio Frequency Plan). .....	104
8.4.5	24.25 – 27.5 GHz.....	105
	(Extracted from the National Radio Frequency Plan). .....	105
	37 – 40.5 GHz .....	108
8.4.6	(Extracted from the National Radio Frequency Plan).....	108
8.4.7	42.5 – 43.5 GHz (Extracted from the National Radio Frequency Plan).....	112
8.4.8	45.5 – 47 GHz (Extracted from the National Radio Frequency Plan) .....	112
8.4.9	47.2 – 50.2 GHz (Extracted from the National Radio Frequency Plan).....	113
8.4.10	50.4 – 52.6 GHz (Extracted from the National Radio Frequency Plan).....	115
8.4.11	66 – 76 GHz (Extracted from the National Radio Frequency Plan).....	116
8.4.12	81 – 86 GHz (Extracted from the National Radio Frequency Plan) .....	118
8.4.13	31.8 – 33.4 GHz (Extracted from the National Radio Frequency Plan).....	120
8.4.14	40.5 – 42.5 GHz (Extracted from the National Radio Frequency Plan).....	122
8.4.15	47 – 47.2 GHz (Extracted from the National Radio Frequency Plan).....	123
8.5	IMT-2020 Proposed actions for identified IMT Frequency bands. ....	123
8.5.1	1.427-1.518 GHz .....	124
8.5.2	2.5 – 2.690 GHz .....	124
8.5.3	The WRC-19 allocated 24.25-27.5 GHz band to Mobile on a Primary basis and identified it for IMT.....	129

8.5.4	31.8-33.4 GHz.....	130
8.5.5	37-40.5 GHz .....	130
8.5.6	40.5-42.5 GHz.....	131
8.5.7	45.5-47 GHz .....	132
8.5.8	47-47.2 GHz .....	132
8.5.9	47.2-50.2 GHz.....	132
8.5.10	50.4-52.6 GHz.....	132
8.5.11	57.0 – 66 GHz.....	132
8.5.12	66-76 GHz (E-Band).....	134
8.5.13	81-86 GHz (E-Band).....	134
<b>9</b>	<b>IMT Roadmap: Time Frame.....</b>	<b>136</b>
9.1	Time frame overview.....	136
9.2	Timelines IMT-2020 and beyond .....	138
9.2.1	Medium term.....	139
9.2.2	Long term .....	140
9.3	Workplan, timeline, process, and deliverables for the future development of IMT. ....	140
<b>10</b>	<b>IMT Spectrum and Universal Service Obligations .....</b>	<b>147</b>
10.1	Broadband challenge in South Africa .....	147
10.2	Considerations for assignment .....	150
10.2.1	To link or not to link the frequency bands. ....	150
10.2.2	Individual Assignment or Wholesale .....	151
10.3	Assignment: Obligations for Licensees .....	151
<b>11</b>	<b>CONSIDERATIONS ARISING OUT OF IMT ROADMAPS 2019 .....</b>	<b>154</b>
11.1	Considerations IMT Bands for implementation 2014 Roadmap.....	154
11.2	Considerations IMT Roadmap frequency bands for IMT-2030 Implementation.....	157
	<b>Appendix A: Glossary of Terms, Abbreviations and Acronyms .....</b>	<b>158</b>
	<b>Appendix B - Additional Information 1.427-1.518 GHz (2019) .....</b>	<b>168</b>
	<b>Appendix C – Additional information on 24.25-27.5 GHz (2019).....</b>	<b>171</b>

<b>Appendix D - Additional information for 37-40.5 GHz (2019) .....</b>	<b>172</b>
<b>Appendix E - Additional Information 40.5-42.5 GHz (2019).....</b>	<b>175</b>
<b>Appendix F - 66 to 76 GHz and 81 to 86 GHz Additional Information (2017) .....</b>	<b>180</b>
<b>Appendix G - E-Band Channel Arrangements .....</b>	<b>181</b>
<b>Appendix H: RECOMMENDATION ITU-R M.2083-0.....</b>	<b>182</b>



## List of Figures

Figure 1: IMT Systems now and in the future .....	15
Figure 2: Usage scenarios of IMT-2020 .....	17
Figure 3: Enhancement of key capabilities from IMT-Advanced to IMT-2020.....	19
Figure 4: The importance of key capabilities in different usage scenarios.....	20
Figure 5: Usage scenarios and overarching aspects of IMT-2030 .....	23
Figure 6: Capabilities of IMT-2030 .....	23
Figure 7: Anticipated perspective of the timelines for IMT-2030 .....	24
Figure 8: Process for developing an RFSAP. ....	50
Figure 9: Operator Investments in 5G.....	54
Figure 10: Potential unpaired LTE assignments in 3400-3600 MHz. ....	58
Figure 11: Input parameter overview for IMT spectrum demand estimation. ....	63
Figure 12: Mobile traffic forecasts toward 2020 by extrapolation.....	64
Figure 13: Current South Africa IMT assignments summarised in Table 9.....	67
Figure 14: IMT Assignment for 3.6 GHz.....	67
Figure 15: M2M device connections by sector, worldwide, 2013–2024 .....	69
Figure 16: South Africans favour tablets and smartphones. ....	70
Figure 17: Tablet respondents by type of connectivity enabled on their device. ....	71
Figure 18: Mobile and Smart Phone Subscription by 2021 .....	73
Figure 19: Population coverage of 3G, 4G/LTE, and 5G Networks. ....	74
Figure 20: Rural Population Covered per province in 2023. ....	74
Figure 21: Urban Population Covered per province in 2023. ....	75
Figure 22: Mobile Cellular and Smartphone Subscriptions, as of 30th September each year.....	76
Figure 23: Total number of LTE Devices per Province in 2023 .....	76
Figure 24: IMT Spectrum Usage in SA (2025) .....	82
Figure 25: Public safety spectrum allocation in US-700 MHz band. ....	85
Figure 26: Frequency arrangements in the 1710-2200 MHz band.....	88
Figure 27: Current assignments with 1700-2200 MHz.....	97
Figure 28: Proposal of Extension of paired IMT2100. ....	98
Figure 29: IMT2100-extensions proposal.....	98
Figure 30: The picture provides information on the frequency band allocations. ....	124
Figure 31: 26 GHz band plan. ....	125
Figure 32: LTE Band 41 .....	126
Figure 33: FDD vs TDD Comparison.....	127

Figure 34: Comparison of FDD and TDD Deployment.....	127
Figure 35: Phase and expected timelines for IMT-2020 .....	139
Figure 36: IMT-2030 Timeline.....	141
Figure 37: Population densities in South Africa (2022).....	149
Figure 38: Under-serviced Areas in South Africa, 2016.....	150
Figure 39: Overview of timeline for IMT development and deployment. ....	- 200 -
Figure 40: Usage scenarios of IMT for 2020 and beyond. ....	- 204 -
Figure 41: Enhancement of key capabilities from IMT-Advanced to IMT-2020 .....	- 207 -
Figure 42: The importance of key capabilities in different usage scenarios.....	- 209 -
Figure 43: Phase and expected timelines for IMT-2020 .....	- 212 -

## List of Tables

---

Table 1: ITU definition of IMT bands. ....	25
Table 2: IMT frequency bands identified by the ITU. ....	32
Table 3: SADC Frequency Allocation for IMT Bands ....	35
Table 4: SA Connect Policy Targets.....	47
Table 5: Download Speeds .....	60
Table 6: Latency time .....	61
Table 7: Radio parameters for RAT1 (pre-IMT2000) .....	64
Table 8: Radio parameters for RATG 2 (IMT-Advanced) .....	65
Table 9: Spectral efficiency parameters for RATG1 and RATG 2 (IMT-Advanced) .....	66
Table 11: South Africa IMT spectrum assignments .....	67
Table 11: Telecoms KPIs, South Africa, 2009-3Q 2013 .....	71
Table 12: IMT roadmap: (summary) .....	79
Table 13: ITU-R M2110: CDMA separation distances (BS-BS case) in 450-470 MHz.....	84
Table 14: Results of study of interference of broadcasting systems with CDMA 450.....	85
Table 15: Frequency arrangements in the band 1710-2200 MHz.....	89
Table 16: SADC Frequency Allocation Plan 1700-2290 MHz .....	90
Table 17: SA Frequency Migration Plan 2015-2285 MHz.....	95
Table 18: CRASA channelling plan for 2025-2290 MHz .....	96

## 1 PERSPECTIVE

---

This IMT Roadmap provides the Authority's proposals with respect to the use of radio frequency spectrum for International Mobile Telecommunications (IMT) in South Africa.

In 2019, the Authority published the IMT Roadmap 2019 published in Government *Gazette* No. 42829 of (Notice 600 of 2019 dated 08 November 2019). This current IMT Roadmap 2024 is aimed at superseding the IMT Roadmap 2019 .

The Radiocommunication Assembly 2023 (RA-23) approved the revisions of [Resolution ITU-R 56](#), confirming the name for the next generation of IMT to be "IMT-2030" and [Resolution ITU-R 65](#), which describes the principles of the IMT-process. Along with these revisions of RA-23 also approved the new Recommendation on the "IMT-2030 Framework", now [Recommendation ITU-R M. 2160](#).

IMT (International Mobile Telecommunications) is an acronym decreed by the ITU in ITU-R Resolution 56-1. IMT is the root name and encompasses IMT-2000 (including enhancement) and IMT-Advanced (including enhancement), "IMT-2020" and "IMT-2030".

This document amplifies the "Final Frequency Migration Plan 2019". This roadmap published herewith by the Authority defines the frequency bands identified for IMT deployment and also stipulates the compelled migration of current licensees either completely out of the identified frequency bands or migration within the existing frequency bands identified for IMT services. For those bands where the migration process was deemed to be complex in respect of cost and benefits for the incumbents, the Authority is to embark on feasibility studies in order to identify solutions to preserve the best interests of the current operators in the bands.

The Authority's primary objectives are the assurance of spectrum efficiency, universal availability of broadband services as well as the establishment of a vibrant and competitive telecommunications industry being attractive to investors.

Most importantly, the Authority is in the process of establishing a renewed vision for South Africa that is completely aligned with international and ITU trends for IMT. For reference, RECOMMENDATION ITU-R M.2083-0 describes the IMT Vision – Framework and overall objectives of the future development of IMT for 2020 and beyond. This recommendation defines the framework and overall objectives for the future development of International Mobile Telecommunications (IMT) for 2020 and beyond in light of the roles that IMT could play in serving the needs of the networked society better, for both developed and developing countries. In this Recommendation, a broad variety of capabilities and applications foreseen as part of the IMT deployment scenarios are described in detail. Furthermore, the Recommendation addresses the objectives of the future development of IMT for 2020 and beyond, which includes further enhancement of existing IMT and the development of IMT-2020. It should be

noted that the point of reference for this Recommendation is the development of IMT to date based on Recommendation ITU-R M.1645.

In addition, Recommendation ITU-R M.2160 describes a framework and overall objectives for the development of the terrestrial component of International Mobile Telecommunications (IMT) for 2030 and beyond (IMT-2030). IMT is expected to continue to serve the needs of the networked society better for both developed and developing countries in the future. The Recommendation addresses the objectives for the development of IMT-2030, which includes further enhancement and evolution of existing IMT.

## 2 EXECUTIVE SUMMARY

---

### 2.1 Purpose of the IMT Roadmap

The exponential increase in demand for mobile broadband in South Africa compels a need for additional bandwidth capacity in general. This requirement is further compounded by the fact that many rural areas do not have access to effective mobile bandwidth emphasising a real requirement for effective universal mobile broadband access in South Africa in general. It is also important to note the advantage of lower frequency bands for this purpose, where propagation qualities are significantly better than that of the higher bands. This aspect is particularly important in the process of providing effective coverage in rural areas.

The International Telecommunication Union (ITU)'s World Radiocommunications Conferences (WRC) allocated the frequency bands to Mobile. The frequency bands are further identified to be used for International Mobile Telecommunications (IMT), which is mainly intended for mobile broadband. The draft Radio Frequency Migration Plan further identifies which of these IMT bands (between 450 MHz and 71 GHz) could be deployed in South Africa based on the National Radio Frequency Plan (NRFP) 2021 for South Africa. Further adjustments may be made to align with the Final Acts of WRC 23, and in turn, the latest Edition of the ITU Radio Regulations.

The eventual assignment to IMT is made through a Radio Frequency Spectrum Assignment Plan (RFSAP). The first IMT Radio Frequency Spectrum Assignment Plans (Final) were published in Government Gazette No 38640 (Notices 270 to 278 of 2015). Further, the Authority has promulgated seven (7) additional Radio Frequency Spectrum Assignment Plans for International Mobile Telecommunications (IMT) high-demand spectrum, following an extensive notice and comment process in 2022. These were published in Government Gazette No. 47788 (Notice Nos 2886 to 2892) of 20 December 2022. Furthermore, the Authority published three (3) of the ten RFSAPs based on the second consultation process in 2023. These were published in Government Gazette No. 48353 (Notice Nos 3244 to 3246) of 31 March 2023, including the reasons document (Notice 3243) of 31 March 2023).

The Authority has published the Frequency Migration Plan 2019 in Government Gazette No. 42337 (Notice 166 of 2019) of 29 March 2019, which superseded the Frequency Migration Plan 2013 published in the Government Gazette No. 36334 (Notice No. 352) of 03 April 2013. It is the intention of the Authority to include aspects of the Frequency Migration Plan 2019 in the IMT Roadmap 2024.

The Authority has published the National Radio Frequency Plan (NRFP) 2021 in the Government Gazette No. 46088 (Notice No. 911) of 25 March 2022. The Authority is to update the National Radio Frequency Plan during 2024/2025 based on the Final Acts of WRC 23 and, in turn, the Latest Edition

of the ITU Radio Regulations in order to keep the plan up to date and in accordance with section 34 of ECA

The development of the IMT Roadmap 2024 is to be carried out in tandem with the updating of the National Radio Frequency Plan taking into consideration the previous Frequency Migration Plan(s) (FMP) and programs which were aimed at addressing the frequency migrations identified during the evolution of the earlier National Radio Frequency Plans starting with SABRE 1 of 1997 through to the requirements, subsequent to the ITU's World Radio Conferences including the latest Final acts of the latest World Radio Conference of 2023 (WRC 2023). This takes into consideration the long-term planning process associated with Spectrum planning, with a view to ensuring that spectrum is made available for the highest use and to those who value it the most, thus ensuring efficient use.

A key driver for the deployment of IMT bands is the need to ensure that mobile broadband meets the objectives of 'broadband for all', which is encapsulated in the targets of the SA Connect policy published in 2013. A key part of this policy/ document concerns the deployment of the 700 MHz and 800 MHz digital dividend bands that have been vacated by analogue and digital terrestrial television (DTT). As per their mandate, the Authority published the Final Radio Frequency Spectrum Assignment Plans to implement IMT in Digital Dividends I and II. This was to give effect to one of the objectives described in the National Development Plan (NDP), in that; *"The efficient assignment and subsequent use of high demand spectrum to meet this demand is vital and the cost of making this spectrum available is vital and the cost of not doing so is high."*

It is noted that South Africa intended to prioritise the implementation of Digital Terrestrial Television (DTT) below the frequency band 694 MHz to release the 700 and 800 MHz spectrum for IMT.

Although IMT essentially implies all mobile telecommunications, there is currently a strong focus on the Fourth and Fifth Generations (4G and 5G), including the legacy systems such as Long-Term Evolution (LTE), and this is reflected in the document. In cases where it is necessary to give emphasis to IMT for these Generations, including LTE, the document refers to *broadband* IMT.

In various countries, these technologies have already been introduced in the spectrum and made available through the process of digital migration. Technologies that fall into this category are not limited to LTE and the fourth generation of Technologies (4G) but include the Fifth Generation of Technologies (5G). In summary, the following example applications can be listed:

- mobile telephony/broadband internet (LTE/IMT);
- broadband access to scarcely populated areas;
- services Ancillary to broadcasting, which already coexist with broadcasting;
- low power devices (licence exempt or not);
- private mobile radio;

- military communications; and
- public protection and disaster relief (PPDR).

Mobile connectivity is now an everyday necessity for an increasing number of South African consumers and businesses. Our desire to get online wherever we are—and at ever-faster speeds—has contributed to fuelling an explosion in mobile data.

IMT-2020 is the next generation of mobile technologies, designed to provide greater capacity for wireless networks, it offers greater reliability, and delivers data speeds, enabling innovative new services across different industry sectors.

The first wave of commercial products was expected to be available in 2020. However, initial pre-commercial deployments were expected to start in 2019 in other countries.

***Note:** The Mobile Industry have already started the deployment of the IMT-2020 spectrum and systems and implementation in South Africa.*

As stated, Recommendation ITU-R M.2083-0 describes the IMT-2020 Vision. This is the Framework and overall objectives of the future development of IMT for 2020 and beyond. Accordingly, South Africa needs to align with this Vision. A copy of REC. ITU-R M.2083-0 is included in **Appendix H**. Further, Recommendation ITU-R M.2160<sup>1</sup> describes a framework and overall objectives for the development of the terrestrial component of International Mobile Telecommunications (IMT) for 2030 and beyond (IMT-2030).

Once the IMT Roadmap 2024 will be finalised and published in the Government Gazette, it will supersede the IMT Roadmap 2019.

The frequencies studied are extracted from the ITU Resolutions 238 (Rev. WR-15), 223 (Rev.WRC-19), 245 (Rev. WRC 19) and 247 (Rev.WRC-19).

## **2.2 Outcome of studies: Resolution 238 (WRC-15), Resolution 223 (Rev.WRC-19), Resolution 245 (Rev. WRC-19) and Resolution 247 (Rev. WRC-19)**

The following bands were studied with a view to an allocation to the Mobile on a Primary basis and an IMT identification by WRC-19 and WRC-23.

---

<sup>1</sup> [https://www.itu.int/dms\\_pubrec/itu-r/rec/m/R-REC-M.2160-0-202311-I%21%21PDF-E.pdf](https://www.itu.int/dms_pubrec/itu-r/rec/m/R-REC-M.2160-0-202311-I%21%21PDF-E.pdf)



- **3 300-3 400 MHz (R1):**

The frequency band 3300 to 3400 has been identified for IMT through resolution 223 (Rev WRC-15) in Region 1, including 33 African Countries. This can form a continuous block of IMT frequencies with the band 3400 to 3600 MHz.

Sharing and compatibility studies called for resolution 223 (Rev. WRC-15) were undertaken within ITU-R. and Report ITU-R M.2481 was finalised to address in-band and adjacent-band coexistence and compatibility studies between IMT systems in the frequency band 3 300-3 400 MHz and radiolocation systems in the frequency band 3 100-3 400 MHz, and that further studies were carried out in preparation for the WRC 23.

The Radio Frequency Spectrum Assignment Plan was developed in accordance with the study results conducted within ITU-R WP 5D and the latest version of Recommendation 1036.

The Final Radio Frequency Spectrum Assignment Plan for the frequency band 3300 MHz to 3400 MHz was published in Government Gazette Number 47788 (Notice 2891 of 2022), in terms of regulation 3 of the Radio Frequency Spectrum Regulations 2015 and the International Mobile Telecommunication Roadmap 2019.

WRC-23 allocated the frequency band 3300 to 3400 MHz to the Mobile on a primary basis and identified it for use by IMT in more Countries through the deletion of geographical restriction (south of 30° parallel north) in RR No.5.429B. This allocation and Identification are aimed at harmonisation of the Spectrum in order to increase economies of scale with the resultant availability of more devices and applications aimed at reducing the cost of communication.

A feasibility study is to be conducted with a view to developing the Radio Frequency Spectrum Assignment Plan which will reflect the conditions set out by WRC-23.

- **3600 -3800 MHz**

The sub-band 3 600-3 800 MHz was used for BFWA, where frequency sharing with FS PTP and/or FSS is feasible. The channelling arrangement for PTP links in this band was based on ITU-R Recommendation F.635. In the band, 3 600-3 800 MHz, FS PTP and FSS applications have been operating on a coordinated basis.

The World Radiocommunications Conference upgraded the frequency band 3 600-3 700 MHz from secondary to Primary Service except aeronautical mobile and Identified for International Mobile Telecommunications (IMT).

A feasibility study is to be conducted with the intention to accommodate the frequency band for use by mobile services on a primary basis and for the deployment of International Mobile Telecommunications.

The Radio Frequency Spectrum Assignment Plan is to be developed for the deployment of International Mobile Telecommunications.

- **4800 – 4990 MHz:**

The WRC-2019 allocated the frequency band 4 800 to 4 990 MHz. Recommendation ITU-R M.1036-7 (International Mobile Telecommunications (IMT)) contains the channel arrangement for the frequency band 4 800 to 4 990 MHz. The National Radio Frequency Plan 2021 allocated the frequency band 4 800 to 4 990 MHz and Identified it for the deployment of International Mobile Telecommunications in South Africa.

The World Radiocommunications Conference 2023 resolved that there shall be No Change to the pfd limit in footnote 5.441B (-155 dB (W/m 2. 1 MHz, still applicable). This pfd limit does not apply to only thirteen (13) countries, including South Africa. This, therefore, means that harmonisation was not achieved.

However, it should be noted that administrations still have the right to use this band under the primary allocation to the Mobile service. Based on this understanding, some Administrations opted out of the footnote. This may be an opportunity for more administrations to deploy IMT in the band, thus increasing the prospect for economies of scale.

For example, Asia Pacific Telecommunications (APT) developed harmonised TDD frequency arrangements for IMT in 2020 for the frequency band 4 800 – 4 990 MHz.

A feasibility study is to be conducted, and the Radio Frequency Spectrum Assignment Plan will be developed.

- **6 425 – 7 125 MHz:**

The World Radiocommunications Conference 2023 allocated the frequency band 6 425-7 125 MHz to the Mobile on a Primary basis and identified the implementation of the Terrestrial component of International Mobile Telecommunications (IMT). The Fixed links (upper 6 GHz in accordance with ITU-R Rec. F.384) in the frequency band 6425 – 7110 MHz are to be Migrated to a new destination band.

A feasibility study is to be conducted with the intention to accommodate the frequency band for use by mobile services on a primary basis and for the deployment of International Mobile Telecommunications.

The Radio Frequency Spectrum Assignment Plan is to be developed for the implementation of the Terrestrial Component of International Mobile Telecommunications.

- **HIBS 694-960 MHz**

The World Radiocommunications Conference 2023 resolved the use of high-altitude platform stations as International Mobile Telecommunications base stations in the frequency band 694 between 2690 MHz. The following frequency bands have been Identified frequency bands for use by HIBS;

- 694 – 960 MHz,
- 1 710-1 980 MHz,
- 2 010-2 025 MHz
- 2 110-2 170 MHz and
- 2 500-2 690 MHz,

The Authority is to develop a Regulatory Framework and to adopt appropriate frequency arrangements for HIBS in order to consider the benefits of harmonised utilisation of the spectrum for HIBS and protection of existing services and systems operating on a primary basis, taking into account the relevant ITU-R Recommendations and Reports

- **24.25 – 27.5 GHz •**

The World Radiocommunications Conference 2019 allocated the frequency band 24.25 to 27.5 GHz. Recommendation ITU-R M.1036-7 (International Mobile Telecommunications (IMT)) contains the channel arrangement for this band. The National Radio Frequency Plan 2021 allocated the frequency band 24.25 to 27.5 GHz and Identified it for the deployment of International Mobile Telecommunications in South Africa.

A feasibility study is to be undertaken, and a Radio Frequency Spectrum Assignment Plan will be developed.

- **37 – 40.5 GHz •**

The World Radiocommunications Conference 2019 allocated the frequency band 37 to 43.5 GHz. Recommendation ITU-R M.1036-7, International Mobile Telecommunications (IMT)) contains the channel arrangement for the frequency band 37 to 43.5 GHz. The National Radio Frequency Plan 2021 allocated the frequency band 37 to 43.5 GHz and Identified it for the deployment of International Mobile Telecommunications in South Africa.

A feasibility study is to be undertaken, and a Radio Frequency Spectrum Assignment Plan will be developed.

• **47.2 – 50.2 GHz** •

The World Radiocommunications Conference 2019 allocated the frequency band 47.2 to 48.2 GHz. Recommendation ITU-R M.1036-7 (International Mobile Telecommunications (IMT)) contains the channel arrangement for the frequency band 47.2 to 48.2 GHz. The National Radio Frequency Plan 2021 allocated the frequency band 47.2 to 48.2 GHz and Identified it for the deployment of International Mobile Telecommunications in South Africa.

The feasibility study is to be undertaken and the Radio Frequency Spectrum Assignment Plan is to be developed.

• **66 – 76 GHz** •

The World Radiocommunications Conference 2019 allocated the frequency band 66 to 71 GHz. Recommendation ITU-R M.1036-7 (International Mobile Telecommunications (IMT)) contains the channel arrangement for the frequency band 66 to 71 GHz. The National Radio Frequency Plan 2021 allocated the frequency band 66 to 71 GHz and Identified it for the deployment of International Mobile Telecommunications in South Africa.

The feasibility study is to be undertaken and the Radio Frequency Spectrum Assignment Plan is to be developed.

The following bands were also studied, although they do not currently have global mobile allocations:

•

- 31.8 – 33.4 GHz •
- 40.5 – 42.5 GHz •
- 47 - 47.2 GHz

### **Which services and applications will IMT-2020 support?**

IMT-2020 systems and technologies specifications were under development and include both an evolution of existing and new radio technologies. Potential IMT-2020 services and applications can be grouped into three different classes:

• **Enhanced Mobile Broadband (eMBB).** Together with an evolution of the services already provided by 4G, 5G is expected to provide faster and more reliable mobile broadband, offering a richer experience to consumers;

- **Massive Machine Type Communications (MMTC).** The Internet-of-Things (IoT) – where gadgets and devices wirelessly connect to the internet and each other – is happening on existing networks. Its technology is being used in everything from smart homes to wearables. IMT-2020 should help the evolution of IoT services and applications and improve interaction between different platforms. Possible future applications could include real-time health monitoring of patients, optimisation of street lighting to suit the weather or traffic, environmental monitoring, and smart agriculture. Data security and privacy issues will need to be considered, given huge amounts of data could be transferred over a public network; and

- **Ultra-Reliable and Low Latency Communications (URLLC).** IMT-2020 networks are being designed to be more reliable and have very low latencies (network delays). This could make them suitable for applications such as connected and driverless cars (cars would use the technology to communicate with each other, other road users and even the road infrastructure), and smart manufacturing (potentially connecting all the various machines involved in the different phases of a production chain). These different services have different requirements in terms of speed, coverage, and reliability, which will demand different network solutions (the evolution of existing networks and potentially new networks) and different deployment models (including many small cells), an appropriate network infrastructure (which will include both fibre and wireless connectivity to the core network) and access to different spectrum bands.

The conditions for the use of the bands for IMT will be specified in the appropriate Radio Frequency Spectrum Assignment Plans (RFSAPs).

The assignment of IMT frequencies will generally be made through an Invitation to Apply (ITA) in line with Regulations 6 and 7 of the Radio Frequency Spectrum Regulations 2015. This process will detail the actual mechanism of assignment (including market-based mechanisms, etc.).

## 2.3 Overview

This IMT Roadmap summarises and aligns with the ITU perspective on IMT, the African Telecommunications Union's perspective on IMT, the Southern African Development Community (SADC) perspective on IMT, the SA Connect targets and the related issue of Universal Service (US) and obligations.

As mentioned before the following IMT Radio Frequency Spectrum Assignment Plans ("RFSAP") (Final) were published:

- Government Gazette No 38640 Notice 270 of 2015 –450 to 470 MHz (Final)

- Government Gazette No 38640 Notice 271 of 2015 – 703 to 733 MHz and 758 to 788 MHz (Final)
- Government Gazette No 38640 Notice 272 of 2015 – 733 to 758 MHz (Final)
- Government Gazette No 38640 Notice 273 of 2015 – 791 to 821 MHz and 732 to 762 MHz (Final)
- Government Gazette No 38640 Notice 275 of 2015 – 880 to 915 MHz and 925 to 960 MHz (Final)
- Government Gazette No 38640 Notice 276 of 2015 – 2300 to 2400 MHz (Final)
- Government Gazette No 38640 Notice 277 of 2015 – 2500 to 2570 MHz and 2620 to 2690 MHz (Final). Further updated in Government Gazette 43341 (Notice 285 of 2020).
- Government Gazette No 38640 Notice 278 of 2015 – 3400 to 3600 MHz (Final)
- Government Gazette No. 42337 Notice 165 of 2019 – 825 to 830 and 870 to 875 MHz (Final)

Following further feasibility studies, the Authority has promulgated seven final Radio Frequency Spectrum Assignment Plans for International Mobile Communications (IMT) high-demand spectrum, following an extensive notice and comment process in 2022.

The seven bands are:

- 703 to 733 MHz and 758 to 788 MHz (IMT700);
- 733 MHz to 758 MHz (IMT750);
- 791 to 821 MHz and 832 to 862 MHz (IMT800);
- 880 MHz to 915 MHz and 925 MHz to 960 MHz (IMT900);
- 2300 MHz to 2400 MHz (IMT2300);
- 3300 MHz to 3400 MHz (IMT3300); and
- 3400 MHz to 3600 MHz (IMT3500).

The Authority, then published the final RFSAPs in respect of the following bands in 2023.

- 450 MHz to 470 MHz (IMT450)
- 825 MHz to 830 MHz and 870 MHz to 875 MHz (IMT850)
- 1427 MHz to 1518 MHz (IMT1500).

The IMT Roadmap also gives indicative timelines for the deployment of IMT spectrum to support the targets set by the South Africa Connect (SA Connect) broadband initiative in terms of ensuring widespread area coverage and adequate bandwidth capacity. It is anticipated that additional spectrum

for IMT can be assigned in the short term, however this does not obviate the need for using existing spectrum more efficiently and for operators to 'densify' their networks. The requirement for IMT-2020 and IMT-2030 spectrum places an additional demand for spectrum and therefore additional IMT Spectrum need to be identified. Such spectrum will have to be investigated with a feasibility study to determine the impact of refarming, cost of migration, equipment lifetime and the national need for such frequency spectrum.

Furthermore, the IMT roadmap lists options and recommendations for the deployment of bands designated for IMT usage, potential migration scenarios and timelines, as well as assignments with minimum requirements for coverage and capacity obligations for existing and new bands.

Previously a total bandwidth of 460 MHz was used for IMT in South Africa, mostly for Universal Mobile Telecommunications System (UMTS) and Global System for Mobile Communications (GSM), with LTE deployment. This Draft IMT Roadmap envisages that an additional 2×133 MHz paired spectrum and 290 MHz unpaired spectrum will be made available over a given schedule. The most important additional key IMT frequency bands for coverage (especially rural coverage) are the IMT700 and IMT800 bands. Following the completion of the broadcasting digital migration, the IMT700 and IMT800 are now available for use in South Africa.

### 3 INTERNATIONAL TELECOMMUNICATION UNION (ITU) & IMT

---

#### 3.1 What is IMT?

According to the ITU, International Mobile Telecommunications (IMT) systems are mobile systems that provide access to a wide range of telecommunication services, including advanced mobile services, supported by mobile and fixed networks, which are increasingly packet-based. Key features of IMT include:

- a high degree of commonality of functionality worldwide while retaining the flexibility to support a wide range of services and applications in a cost-efficient manner;
- interoperability amongst different mobile networks and devices, allowing seamless communication across various platforms and technologies.
- compatibility of services within IMT and with fixed networks;
- capability of interworking with other radio access systems;
- quality of service with defined requirements parameters such as latency, reliability, and availability, ensuring a consistent and reliable user expectation.
- user equipment suitable for worldwide use;
- user-friendly applications, services, and equipment;
- supports multimedia to facilitate diverse communication needs for users.
- high data rates transmission to enable faster download and upload speed for users, to support advanced services and applications,
- Spectral efficiency
- Security protocols and mechanism to protect user data and ensure the integrity and confidentiality of communications over mobile networks,
- Evolutionary path to accommodate future advancements and innovations in mobile technology, providing a framework for the continued evolution of mobile communications systems.
- worldwide roaming capability; and
- enhanced peak data rates to support advanced services and applications.

Over the past 25 years, the ITU has developed the IMT system framework of standards for mobile telephony and continues to lead international efforts involving governments and industry players to produce the next generation of standards for global mobile communications.



The term 'IMT' should be the root name that encompasses both "IMT-2000" and "IMT-Advanced", "IMT-2020" and "IMT-2030". collectively.

### **3.1.1 IMT-2000**

IMT-2000 (International Mobile Telecommunications 2000) is a term coined by the global cellular community to produce a globally co-ordinated definition of 3G mobile technologies. IMT-2000 networks have been widely deployed since 2000.

According to the ITU, IMT-2000 systems are third generation (3G) mobile systems, which provide access to a wide range of telecommunications services, supported by the fixed telecommunication networks (e.g. PSTN/ISDN/Internet Protocol (IP)), as well as to other services which are specific to mobile users.

The specifications for the initial releases of IMT-2000 are defined in Recommendation ITU R M.1457. The term 'IMT-2000' should also encompass its enhancements and future developments.

### **3.1.2 IMT-Advanced**

The term 'IMT-Advanced' refers to systems, system components and related aspects that include new radio interfaces supporting new capabilities of systems beyond IMT-2000.

ITU has now specified standards for IMT-Advanced. IMT-Advanced provides next-generation global wireless broadband communications using a wide range of packet-based telecommunication services supported by mobile and fixed networks.

It is anticipated that IMT-Advanced will use radio-frequency spectrum much more efficiently making higher data transfers possible on less bandwidth in order to enable mobile networks to face the dramatic increase in data traffic that is expected in the coming years.

IMT-Advanced systems support low to high mobility applications and a wide range of data rates in accordance with user and service demands in multiple-user environments. IMT-Advanced also has capabilities for high quality multimedia applications within a wide range of services and platforms, providing a significant improvement in performance and quality of service.

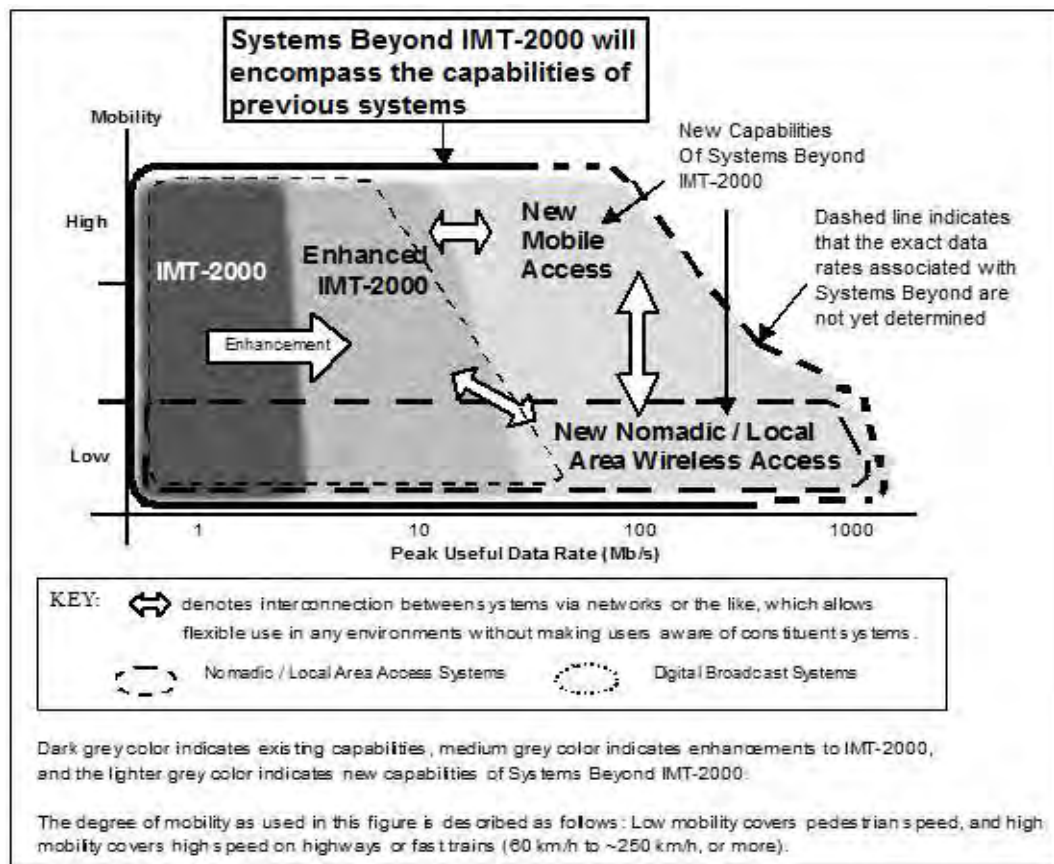


Figure 1: IMT Systems now and in the future (Source: ITU)

### 3.1.3 IMT-2020 and Beyond Background

#### 3.1.3.1 IMT evolution

International Mobile Telecommunications-2000 (IMT-2000) systems provided access to a wide range of telecommunication services supported by fixed telecommunication networks (e.g., PSTN/ISDN/IP) and to other services specific to mobile users.

Resolution ITU-R 56-2 clarifies the relationship between the terms “IMT-2000” and “IMT-Advanced” and assigns a name to those systems, system components, and related aspects that include new radio interface(s) that support the new capabilities of “IMT for 2020 and beyond”: IMT-2020. Resolution ITU-R 56 resolves that the term IMT-2000 encompasses both its enhancements and future developments and the term “IMT-Advanced” encompasses its enhancements and future developments. The term “IMT” is the root name that encompasses IMT-2000, IMT-Advanced, and IMT-2020 collectively.

To meet the ever-increasing demand for wireless communication (e.g. increased no. of users, higher data rates, video or gaming services which require increased quality of service, etc.), IMT has been, and continues to be, enhanced.

#### 3.1.3.2 Consumer demands

Consumer demands will shape the future development of IMT. In the future, it is foreseen that new demands, such as more traffic volume, many more devices with diverse service requirements, better quality of user experience (QoE) and better affordability by further reducing costs, etc., will require an increasing number of innovative solutions. In addition, technological advancement and the corresponding user needs will promote innovation and accelerate the delivery of advanced communication applications to consumers. Recommendation ITU-R M.2083 “IMT Vision – Framework and overall objectives of the future development of IMT for 2020 and beyond” describes these potential user and application trends, growth in traffic, technological trends, and spectrum implications. Also, Reports ITU-R M.2370, “IMT Traffic estimates for the years 2020 to 2030”, and ITU-R M.2376 “, Technical feasibility of IMT in bands above 6 GHz”, detail these expected trends and phenomena for IMT-2020.

IMT-2020 systems encompass many different features. Depending on the circumstances and needs of different countries, future IMT systems should be designed in a modular manner so that not all features have to be implemented in all networks.

In order to fulfil these varied demands, IMT-2020 is envisaged to expand and support diverse usage scenarios and applications that will continue beyond the current IMT. Furthermore, a wide variety of capabilities would be tightly coupled with these intended different usage scenarios and applications for IMT-2020. Figure 2 illustrates some examples of envisioned usage scenarios for IMT-2020 identified in Recommendation ITU-R M.2083.

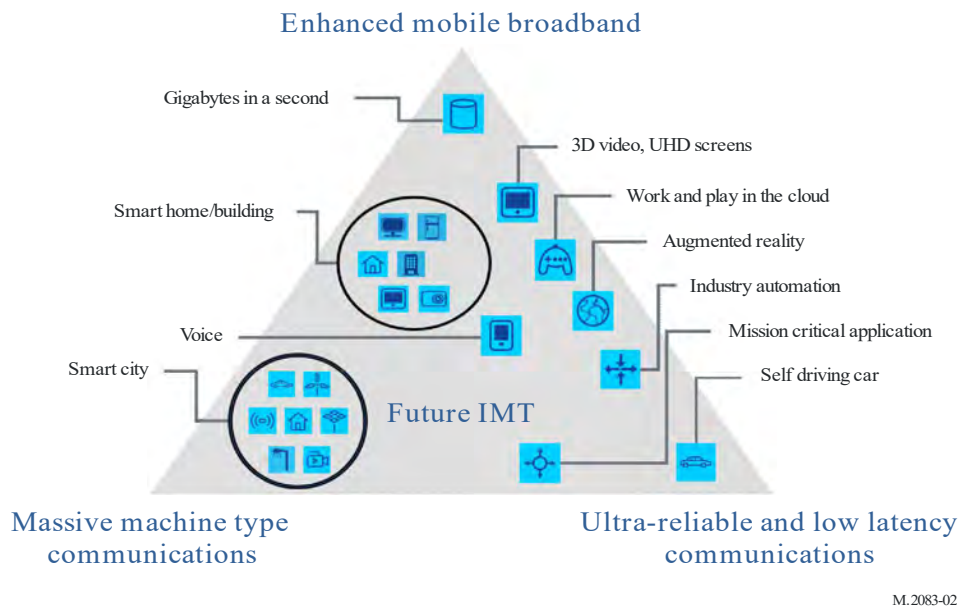


Figure 2: Usage scenarios of IMT-2020

### 3.1.3.3 Capabilities of IMT-2020

IMT-2020 systems are mobile systems that include the new capabilities of IMT that go beyond those of IMT-Advanced. IMT-2020 systems support low to high mobility applications and a wide range of data rates in accordance with user and service demands in multiple user environments. IMT-2020 also has capabilities for high quality multimedia applications within a wide range of services and platforms, providing a significant improvement in performance and quality of service.

A broad variety of capabilities, tightly coupled with intended usage scenarios and applications for IMT-2020 is envisioned. Different usage scenarios along with the current and future trends will result in a great diversity/variety of requirements. The key design principles are flexibility and diversity to serve many different use cases and scenarios, for which the capabilities of IMT-2020, described in the following paragraphs, will have different relevance and applicability. In addition, the constraints on network energy consumption and the spectrum resource will need to be considered.

As indicated in Recommendation ITU-R M.2083, the following eight parameters are considered to be key capabilities of IMT-2020:

#### Peak data rate

Maximum achievable data rate under ideal conditions per user/device (in Gbit/s).

**User experienced data rate**

Achievable data rate that is available ubiquitously<sup>2</sup> across the coverage area to a mobile user/device (in Mbit/s or Gbit/s).

**Latency**

The contribution by the radio network to the time from when the source sends a packet to when the destination receives it (in ms).

**Mobility**

Maximum speed at which a defined QoS and seamless transfer between radio nodes which may belong to different layers and/or radio access technologies (multi-layer/-RAT) can be achieved (in km/h).

**Connection density**

Total number of connected and/or accessible devices per unit area (per km<sup>2</sup>).

**Energy efficiency**

Energy efficiency has two aspects:

- on the network side, energy efficiency refers to the quantity of information bits transmitted to/ received from users, per unit of energy consumption of the radio access network (RAN) (in bit/Joule);
- on the device side, energy efficiency refers to quantity of information bits per unit of energy consumption of the communication module (in bit/Joule).

**Spectrum efficiency**

Average data throughput per unit of spectrum resource and per cell<sup>3</sup> (bit/s/Hz).

**Area traffic capacity**

Total traffic throughput served per geographic area (in Mbit/s/m<sup>2</sup>).

IMT-2020 is expected to provide a user experience matching, as far as possible, fixed networks. The enhancement will be realised by increased peak, and user-experienced data rate, enhanced spectrum efficiency, reduced latency, and enhanced mobility support.

---

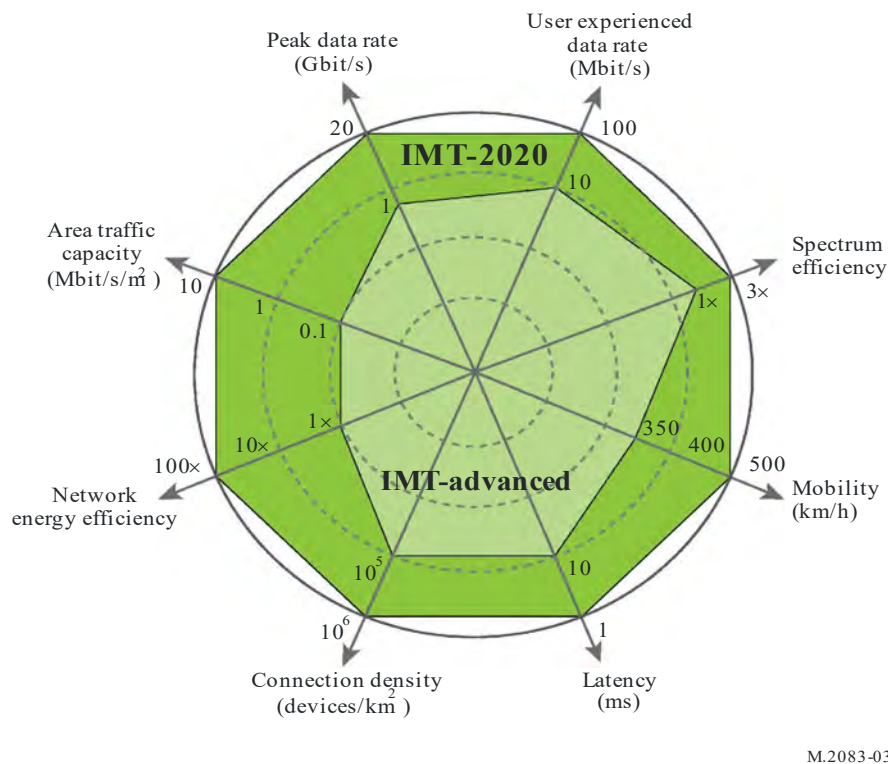
<sup>2</sup> The term "ubiquitous" is related to the considered target coverage area and is not intended to relate to an entire region or country.

<sup>3</sup> The radio coverage area over which a mobile terminal can maintain a connection with one or more units of radio equipment located within that area. For an individual base station, this is the radio coverage area of the base station or of a subsystem (e.g. sector antenna).

In addition to conventional human-to-human or human-to-machine communication, IMT-2020 will realise the Internet of Things by connecting a vast range of smart appliances, machines, and other objects without human intervention.

IMT-2020 should be able to provide these capabilities without undue burden on energy consumption, network equipment cost and deployment cost to make future IMT sustainable and affordable.

Fig. 2 (from Recommendation ITU-R M.2083) shows the key capabilities of IMT-2020 compared with those of IMT-Advanced.



**Figure 3: Enhancement of key capabilities from IMT-Advanced to IMT-2020**

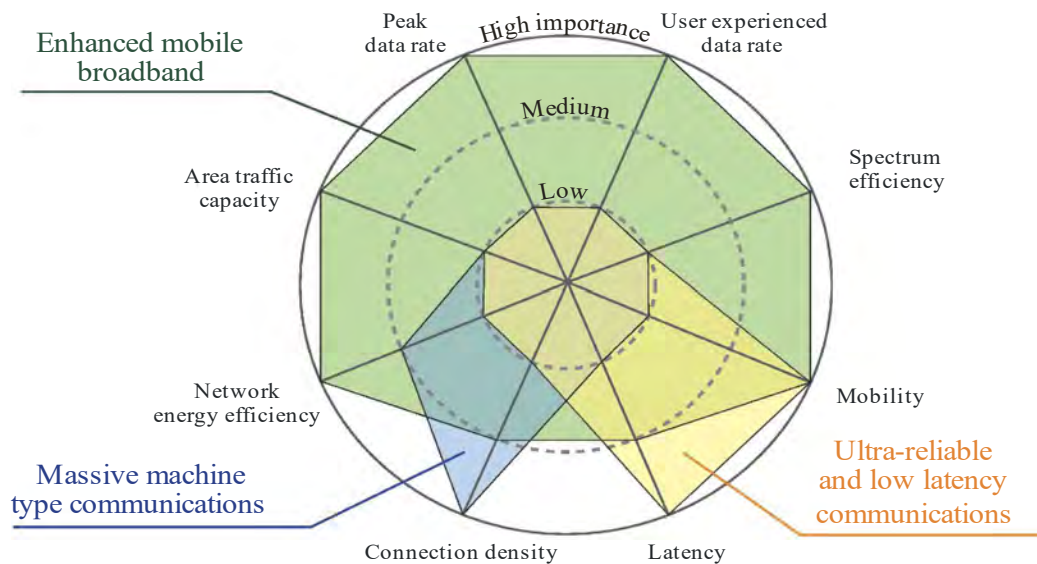
The values in the figure above are targets for research and investigation for IMT-2020. They may be further developed in other ITU-R Recommendations and revised in light of future studies.

As anticipated above, whilst all key capabilities may, to some extent, be important for most use cases, the relevance of certain key capabilities may be significantly different, depending on the use cases/scenario. The importance of each key capability for the usage scenarios *enhanced Mobile Broadband*, *ultra-reliable and low latency communication* and *massive machine-type communication* is illustrated in Fig. 3. This is done using an indicative scaling in three steps as “high”, “medium”, and “low”.

In the enhanced Mobile Broadband scenario, user-experienced data rate, area traffic capacity, peak data rate, mobility, energy efficiency, and spectrum efficiency all have high importance, but mobility and the user-experienced data rate would not be equally important simultaneously in all use cases. For example, in hotspots, a higher user-experienced data rate but lower mobility would be required than in a wide-area coverage case.

In some ultra-reliable and low-latency communications scenarios, low latency is of the highest importance, e.g., in enabling safety-critical applications. Examples include traffic safety, traffic efficiency, smart grid, e-health, wireless industry automation, augmented reality, remote tactile control, and tele-protection. Such capability would be required in some high mobility cases as well, e.g., in transportation safety, while high data rates could be less important.

In the massive machine-type communication scenario, high connection density is needed to support a tremendous number of devices in the network that, for example, may transmit only occasionally, at low bit rate, and with zero/very low mobility. A low-cost device with a long operational lifetime is vital for this usage scenario.



M.2083-04

**Figure 4: The importance of key capabilities in different usage scenarios.**

Other capabilities may be also required for IMT-2020, which would make future IMT more flexible, reliable, and secure when providing diverse services in the intended usage scenarios:

#### **Spectrum and bandwidth flexibility**



Spectrum and bandwidth flexibility refers to the flexibility of the system design to handle different scenarios, and in particular to the capability to operate at different frequency ranges, including higher frequencies and wider channel bandwidths than today.

**Reliability**

Reliability relates to the capability to provide a given service with a very high level of availability.

**Resilience**

Resilience is the ability of the network to continue operating correctly during and after a natural or man-made disturbance, such as the loss of mains power.

**Security and privacy**

Security and privacy refer to several areas such as encryption and integrity protection of user data and signalling, as well as end user privacy preventing unauthorised user tracking, and protection of network against hacking, fraud, denial of service, man in the middle attacks, etc.

**Operational lifetime**

Operational lifetime refers to operation time per stored energy capacity. This is particularly important for machine-type devices requiring a very long battery life (e.g. more than 10 years) whose regular maintenance is difficult due to physical or economic reasons.

These capabilities enable IMT-2020 to address evolving user needs. The capabilities of IMT-2020 systems are being continuously enhanced in line with user trends and technology developments.

**3.1.3.4 Relationship between existing IMT and IMT-2020**

As indicated in Section 3 above, in order to support emerging new scenarios and applications for 2020 and beyond, it is foreseen that development of IMT-2020 will be required to offer enhanced capabilities. The minimum technical requirements (and corresponding evaluation criteria) to be defined by ITU-R based on these capabilities for IMT-2020 could potentially be met by adding enhancements to existing IMT, incorporating new technology components and functionalities, and/or the development of new radio interface technologies.

Furthermore, IMT-2020 will interwork with and complement existing IMT and its enhancements.

**3.1.3.5 Framework of IMT-2020**

The framework and objectives including overall timeframes for the future development of IMT for 2020 and beyond are described in some detail in Recommendation ITU-R M.2083.



### 3.1.3.6 Framework of IMT-2030.

The Framework and overall objectives of the future development of IMT for 2030 and beyond are described in some detail in Recommendation ITU-R M.2160-0.

### 3.1.3.7 Relationship between IMT-2030 and other access systems

The user experience could be enhanced when users have the option to access a variety of services, anytime and anywhere. This objective can be facilitated through interworking between different access networks. External standards developing organisations involved in the development of IMT radio interface technologies have ongoing standardisation activities that facilitate IMT interworking with non-terrestrial networks of IMT (including satellite communication systems, HIBS and UASs), as well as with other non-IMT terrestrial networks (including RLAN and broadcast). IMT-2030 should continue this path of interworking to offer users an improved connectivity experience, including the option of offering ubiquitous and continuity of services, in line with service and operational goals.

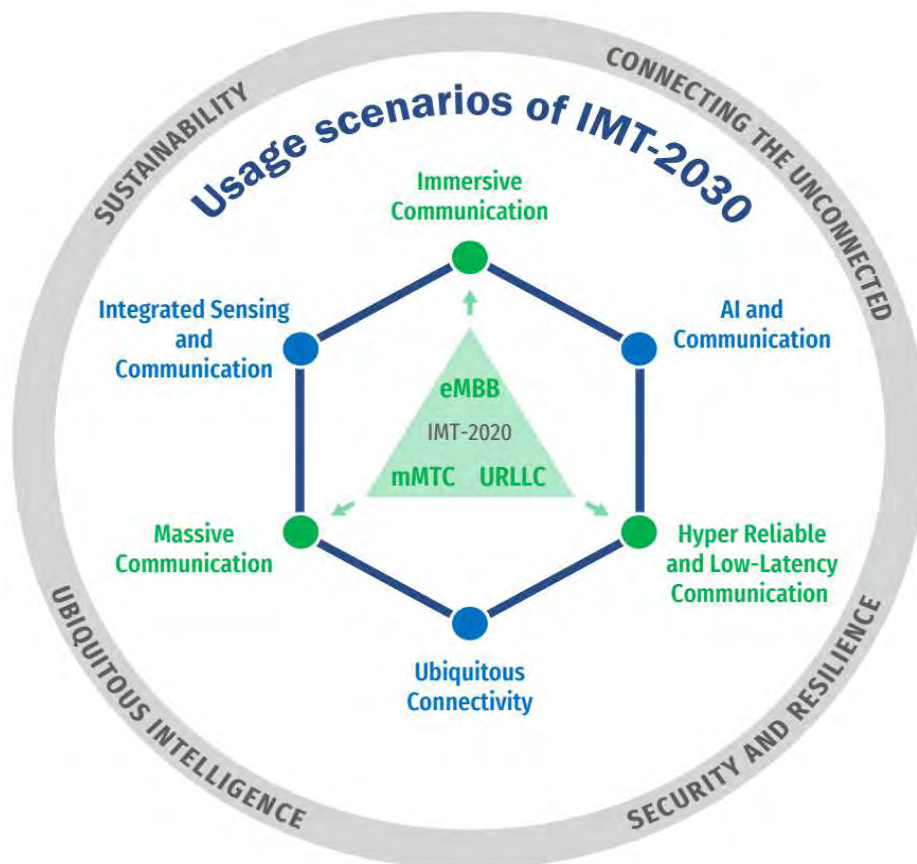


Figure 5: Usage scenarios and overarching aspects of IMT-2030

### 3.2 Capabilities of IMT-2030

IMT-2030 is expected to provide enhanced capabilities compared to those described for IMT-2020 in Recommendation ITU-R M.2083, as well as new capabilities to support the expanded usage scenarios of IMT-2030. In addition, each capability could have different relevance and applicability in the different usage scenarios.

### Capabilities of IMT-2030

NOTE: The range of values given for capabilities are estimated targets for research and investigation of IMT-2030.

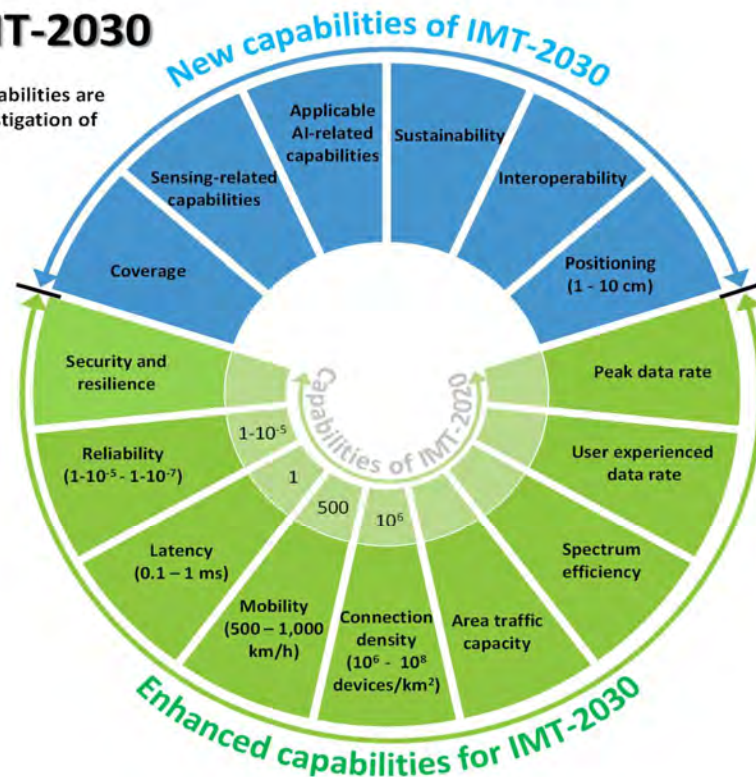


Figure 6: Capabilities of IMT-2030

### 3.3 Timelines

In planning for the development of IMT-2030 and in addition to the ongoing enhancement of existing IMT systems, it is important to consider the timelines associated with its realisation, which depend on several factors:

- user trends, requirements, and user demand;
- technical capabilities and technological development;
- standards development and their enhancement;

- spectrum matters;
- regulatory considerations;
- system deployment.

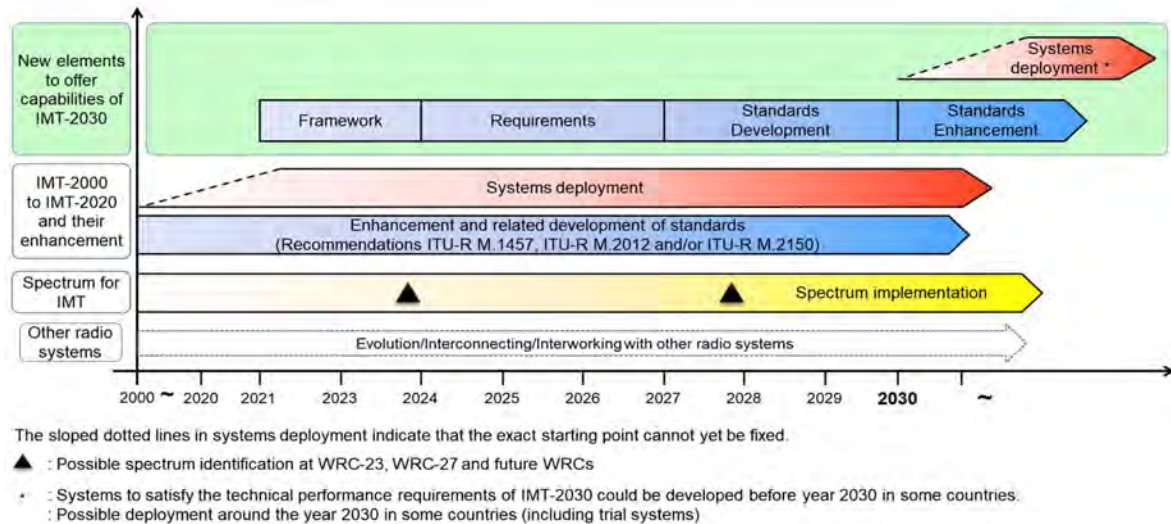


Figure 7: Anticipated perspective of the timelines for IMT-2030

### 3.4 Frequency Bands designated for IMT.

IMT systems support low to high mobility applications and a wide range of data rates in accordance with user and service demands in multiple user environments. IMT also has capabilities for high quality multimedia applications within a wide range of services and platforms, providing a significant improvement in performance and quality of service.

The features of IMT enable it to address evolving user needs as the capabilities of IMT systems are being continuously enhanced in line with user trends and technology developments. IMT will operate in the worldwide bands identified in the ITU Radio Regulations (RR).

The table below describes the ITU definition of IMT bands which were mostly addressed by the publication of the Final Radio Frequency Spectrum Assignment Plans.

**Table 1: ITU definition of IMT bands.**

Band	Frequency band	Bandwidth (MHz)	RR FN	Channel Plan	WRC Resolution/s
450 MHz	450 – 470 MHz	20 MHz	5.286A A	Recommendation ITU-R M.1036-6	224 (Rev. WRC-15)
700 MHz	694 – 790 MHz	96 MHz	5.312A and 5.317A	Recommendation ITU-R M.1036-6	224 (Rev. WRC-15) and 760 (WRC-15)
800 MHz	790 — 862 MHz	72 MHz	5.316B and 5.317A	Recommendation ITU-R M.1036-6 (A3)	224 (Rev. WRC-15) and 749 (Rev. WRC-15)
850 MHz	825—830 MHz 870—875 MHz	10 MHz	NF10	Recommendation ITU-R M.1036-6	224 (Rev. WRC-19)
900 MHz	880 – 915 MHz // 925 – 960 MHz	35 MHz	5.317A	Recommendation ITU-R M.1036-6 (A2)	224 (Rev. WRC-15) and 749 (Rev. WRC-15)
1500 MHz	1 427-1 518 MHz	91 MHz	5.341A, 5.346, and 5.346A	Recommendation ITU-R M.1036-6 <sup>4</sup>	223 (Rev. WRC-15), 750 (Rev. WRC-15), and 761 (WRC-15)
1800 MHz	1710 – 1785 MHz // 1805 – 1880 MHz	75 MHz	5.384A	Recommendation ITU-R M.1036-6 (B2)	223 (Rev. WRC-15)

<sup>4</sup> Channelling arrangement for 1 427-1 518 MHz is under study at the ITU-R Working Party 5D.

1900 MHz	1900 – 1920 MHz	20 MHz	5.388	Recommendation ITU-R M.1036-6 (B4)	Resolution <b>212 (Rev.WRC-19)</b>
2100 MHz	1920 – 1980 MHz // 2110 – 2170 MHz	60 MHz	5.388	Recommendation ITU-R M.1036-6 (B1)	212 (Rev. WRC-07) and 223 (Rev. WRC-12)
2100 MHz (TDD)	1900 – 1920 MHz, 2010 – 2025 MHz	20 MHz	5.388	Recommendation ITU-R M.1036-6 (B1)	212 (Rev. WRC-07) and 223 (Rev. WRC-12)
2300 MHz	2300 – 2400 MHz	100 MHz	5.384A	Recommendation ITU-R M.1036-6 (E1)	223 (Rev. WRC-12)
2600 MHz	2500 – 2690 MHz	190 MHz	5.384A	Recommendation ITU-R M.1036-6 (C1)	223 (Rev. WRC-12)
3500 MHz	3300 – 3400 MHz	100 MHz	5.429B	Recommendation ITU-R M.1036-6 <sup>5</sup>	223 (Rev. WRC-19),
3.5 GHz	3400 – 3600 MHz	200 MHz	5.430A	Recommendation ITU-R M.1036-6 (F1)	NA
4.9 GHz	4800 – 4990 MHz	190 MHz	5.441A	Recommendation ITU-R M.1036-6	223 (Rev. WRC-19)
26 GHz	24.25 – 27.5 GHz	3250 MHz	5.532A B	Recommendation ITU-R M.1036-6	242 (Rev. WRC-19)
40 GHz	37 – 43.5 GHz	6500 MHz	5.550B	Recommendation ITU-R M.1036-6	243 (Rev. WRC-19)

<sup>5</sup> Channelling arrangement for 3300 – 3400 MHz is under study at the ITU-R Working Party 5D.

48 GHz	47.2 – 48.2 GHz	1000 MHz	5.553B	Recommendation ITU-R M.1036-6	243 (Rev. WRC-19)
66 GHz	66 – 71 GHz	5000 MHz	5.559B	Recommendation ITU-R M.1036-6	241 (Rev. WRC-19)

<b>Band</b>	<b>Frequency band</b>	<b>Bandwidth (MHz)</b>	<b>RR FN</b>	<b>Channel Plan</b>	<b>WRC Resolution/s</b>
450 MHz	450 – 470 MHz	20 MHz	5.286A A	Recommendation ITU-R M.1036-6	224 (Rev. WRC-15)
700 MHz	694 – 790 MHz	96 MHz	5.312A and 5.317A	Recommendation ITU-R M.1036-6	224 (Rev. WRC-15) and 760 (WRC-15)
800 MHz	790 — 862 MHz	72 MHz	5.316B and 5.317A	Recommendation ITU-R M.1036-6 (A3)	224 (Rev. WRC-15) and 749 (Rev. WRC-15)
850 MHz	825—830 MHz 870—875 MHz	10 MHz	NF10	Recommendation ITU-R M.1036-6	224 (Rev. WRC-19)
900 MHz	880 – 915 MHz // 925 – 960 MHz	35 MHz	5.317A	Recommendation ITU-R M.1036-6 (A2)	224 (Rev. WRC-15) and 749 (Rev. WRC-15)
1500 MHz	1 427-1 518 MHz	91 MHz	5.341A, 5.346, and 5.346A	Recommendation ITU-R M.1036-6	223 (Rev. WRC-15), 750 (Rev. WRC-15), and 761 (WRC-15)

1800 MHz	1710 – 1785 MHz // 1805 – 1880 MHz	75 MHz	5.384A	Recommendation ITU-R M.1036-6 (B2)	223 (Rev. WRC-15)
1900 MHz	1900 – 1920 MHz	20 MHz	5.388	Recommendation ITU-R M.1036-6 (B4)	Resolution <b>212</b> <b>(Rev.WRC-19)</b>
2100 MHz	1920 – 1980 MHz // 2110 – 2170 MHz	60 MHz	5.388	Recommendation ITU-R M.1036-6 (B1)	212 (Rev. WRC-07) and 223 (Rev. WRC- 12)
2100 MHz (TDD)	1900 – 1920 MHz, 2010 – 2025 MHz	20 MHz	5.388	Recommendation ITU-R M.1036-6 (B1)	212 (Rev. WRC-07) and 223 (Rev. WRC- 12)
2300 MHz	2300 – 2400 MHz	100 MHz	5.384A	Recommendation ITU-R M.1036-6 (E1)	223 (Rev. WRC-12)
2600 MHz	2500 – 2690 MHz	190 MHz	5.384A	Recommendation ITU-R M.1036-6 (C1)	223 (Rev. WRC-12)
3500 MHz	3300 – 3400 MHz	100 MHz	5.429B	Recommendation ITU-R M.1036-6	223 (Rev. WRC-19),
3.5 GHz	3400 – 3600 MHz	200 MHz	5.430A	Recommendation ITU-R M.1036-6 (F1)	NA
4.9 GHz	4800 – 4990 MHz	190 MHz	5.441A	Recommendation ITU-R M.1036-6	223 (Rev. WRC-19)
26 GHz	24.25 – 27.5 GHz	3250 MHz	5.532A B	Recommendation ITU-R M.1036-6	242 (Rev. WRC-19)
40 GHz	37 – 43.5 GHz	6500 MHz	5.550B	Recommendation ITU-R M.1036-6	243 (Rev. WRC-19)



48 GHz	47.2 – 48.2 GHz	1000 MHz	5.553B	Recommendation ITU-R M.1036-6	243 (Rev. WRC-19)
66 GHz	66 – 71 GHz	5000 MHz	5.559B	Recommendation ITU-R M.1036-6	241 (Rev. WRC-19)

lists all possible IMT frequency bands identified by the ITU, relevant ITU Radio Regulation footnote as well as the applicable ITU-R channel plan. The notes are taken from the (South African) National Radio Frequency Plan 2021 (NRFP-2021).

**Note 1:** This column indicates the amount of IMT assignable spectrum; guard bands, centre gaps, etc. are therefore excluded.

**Note 2:** Use of this band was subject to a feasibility study. Issues to be addressed include the existing usage, the various channel plan options described in ITU-R M.1036 (section 1) for the band 450-470 MHz, the availability of spectrum in this band, as well as the availability of IMT equipment.

**Note 3:** The World Radiocommunication Conference 2007 (WRC-07) allocated the band 790-862 MHz to all mobile (except aeronautical mobile services) on a primary basis in many countries in ITU Region 1 and designated it for IMT (see 5.316A, 5.316B and 5.317A). WRC-12 resolved to allocate the frequency band 694-790 MHz in ITU Region 1 to the mobile, except aeronautical mobile, service on a co-primary basis with other services to which this band is allocated on a primary basis and to identify it for IMT and ensure that the allocation is effective immediately after WRC-15 (see 5.312A and ITU Resolution 232 (WRC-12)). WRC-15 specified the technical and regulatory conditions applicable to the mobile service after taking into account ITU-R studies.

Migration of the broadcasting services from this frequency band was addressed in accordance with the Terrestrial Broadcast Frequency Plan 2013 (TBFP-13) as amended in the 2014. The Radio Frequency Spectrum Assignment Plan for DTT Implementation was finalised in 2019/2020 financial year.

Suitable channel plans for the 700 MHz frequency band for IMT systems have been developed and is contained in Recommendation ITU-R.M1036-7. The channel arrangement is Frequency Division Duplex (FDD) included as 2 x 30 MHz with duplex gap of 25 MHz.

**Note 4(i):** Whereas the Southern African Development Community (SADC), including South Africa, adopted the 2×30 MHz channel plan in the 800 MHz band (A3), this plan was reviewed considering the adoption at WRC-12 of the 700 MHz band for IMT (see also Note 3 above).

**Note 4(ii):** Although the international 850 MHz band (also known as CDMA-2000 or GSM850 band plan) has 2×25 MHz total bandwidth, the limited assignable spectrum in South Africa is a result of this band overlapping the GSM 900 MHz band and more importantly due to the use of analogue broadcasting in the UHF band. In South Africa, the use of the 800 MHz band took precedence over the



use of the 850 MHz band; no new assignments will therefore be made according to the 850 MHz channel plan.

**Note 5:** Although the band 1885-1900 MHz is also designated for IMT, the band 1880-1900 MHz is used extensively for Digital Enhanced Telecommunications (DECT) cordless telephone systems. Sharing between IMT and DECT cordless telephones is problematic. The band 1900-1920 MHz could be used for IMT or Railways in future; it is currently used for Fixed Wireless Access (FWA) systems.

**Note 6:** In South Africa, the 2.3 GHz band is allocated to mobile service on a primary basis and is identified for IMT. This band is part of the 2.4 GHz band (2300-2500 MHz) used for FWA systems.

**Note 7:** The 2.6 GHz band (2500-2690 MHz) is available for IMT in accordance with ITU-R Recommendation M.1036 (C1). This channel plan allows for 2×70 MHz (paired) and 50 MHz (unpaired) spectrum.

**Note 8:** The 3.5 GHz band is currently used for FWA systems in South Africa, in particular WiMAX. The channel configuration is based on 2×100 MHz plan with no guard bands or centre gap (Tx-Rx = 100 MHz). When using this band for IMT systems, a new channelling plan is required. ITU-R Recommendation M.1036 (section 6) recommends two options namely: F1 (unpaired, 3400-3600 MHz); and F2 (3410-3490 MHz paired with 3510-3590 MHz). Considering that the current SA plan using Tx-Rx of 100 MHz, option F2 is recommended for SA. Refarming of current licensees may be required to align with this option.

Subsequent to the publication of the Final International Mobile Telecommunications Roadmap 2014 the Final Radio Frequency Spectrum Assignment Plans were published for the following IMT bands.

- IMT 450
- IMT 700
- IMT 750
- IMT 800
- IMT 850
- IMT 900
- IMT 2300
- IMT 2600
- IMT 3500

The Foot Notes (FN) are taken from the National Radio Frequency Plan 2021 (NRFP-21). The following foot notes are applicable to IMT Systems:

**NF8A (694 – 862 MHz)****Transitional Arrangements**

The Authority resolved the following transitional arrangements for the right of use of spectrum. in the frequency range 694 to 862 MHz:

- (i) That Broadcasting Spectrum Assignments for the frequency band above 694 MHz, in the affected areas as stipulated in the Terrestrial Broadcasting Frequency Plan (Notice No. 298 of 2013 in Government Gazette No. 36321 and Notice No. 801 of 2014 in Government Gazette 38005 or the latest version), are to be used subject to meeting the conformance requirements in line with the GE06 Plan and are to be phased out during the performance period.
- (ii) That broadcast transmissions and services ancillary to broadcasting for the frequency range 694 to 862 MHz is to be systematically switched off.
- (iii) Those matters related to spectrum management geared at minimising and or preventing harmful interference during the transitional arrangement period, is to be managed by the Authority to achieve systematic implementation and seamless transition.
- (iv) That sharing and co-existence in the frequency range 694 to 862 MHz is to be implemented systematically through a Geographic separation of IMT Systems and Broadcasting Services in affected areas in accordance with the Terrestrial Broadcasting Frequency Plan 2013, Government Gazette 36321, read with the First Update to the Terrestrial Broadcasting Plan 2013 Government Gazette 3800512 until the end of the migration from Analogue to Digital Terrestrial Television process.

**NF9 (IMT Frequency Bands - Terrestrial)**

The Table below lists all possible IMT frequency bands identified by the ITU, the relevant ITU Radio Regulation footnote, and the applicable ITU-R channel plan.

Table 2: IMT frequency bands identified by the ITU.

Band	Frequency band	Bandwidth	RR FN	Channel Plan	WRC Resolution/s
450 MHz	450 – 470 MHz	10 MHz	5.286A A	Recommendation ITU-R M.1036	224 (Rev. WRC-15)
700 MHz	694 – 790 MHz	60 MHz	5.312A and 5.317A	Recommendation ITU-R M.1036	224 (Rev. WRC-15) and 760 (WRC-15)
800 MHz	790 — 862 MHz	60 MHz	5.316B and 5.317A	Recommendation ITU-R M.1036 (A3)	224 (Rev. WRC-15) and 749 (Rev. WRC-15)
900 MHz	880 – 915 MHz // 925 – 960 MHz	70 MHz	5.317A	Recommendation ITU-R M.1036 (A2)	224 (Rev. WRC-15) and 749 (Rev. WRC-15)
1500 MHz	1 427-1 518 MHz	90 MHz	5.341A, 5.346, and 5.346A	Recommendation ITU-R M.1036 <sup>6</sup>	223 (Rev. WRC-15), 750 (Rev. WRC-15), and 761 (WRC-15)
1800 MHz	1710 – 1785 MHz // 1805 – 1880 MHz	150 MHz	5.384A	Recommendation ITU-R M.1036 (B2)	223 (Rev. WRC-15)
1900 MHz	1900 – 1920 MHz	20 MHz	5.388	Recommendation ITU-R M.1036 (B4)	Resolution <b>212</b> (Rev. WRC-15)
2100 MHz	1920 – 1980 MHz // 2110 – 2170 MHz	120 MHz	5.388	Recommendation ITU-R M.1036 (B1)	212 (Rev. WRC-07) and 223 (Rev. WRC-12)

<sup>6</sup> Channelling arrangement for 1 427-1 518 MHz is under study at the ITU-R Working Party 5D.

2100 MHz (TDD)	1900 – 1920 MHz, 2010 – 2025 MHz	45 MHz	5.388	Recommendation ITU-R M.1036 (B1)	212 (Rev. WRC-07) and 223 (Rev. WRC-12)
2300 MHz	2300 – 2400 MHz	100 MHz	5.384A	Recommendation ITU-R M.1036 (E1)	223 (Rev. WRC-12)
2600 MHz	2500 – 2690 MHz	190 MHz	5.384A	Recommendation ITU-R M.1036 (C1)	223 (Rev. WRC-12)
3300 MHz	3300 – 3400 MHz	100 MHz	5.429B	Recommendation ITU-R M.1036 <sup>7</sup>	Resolution 223 (Rev.WRC-23).
3.5 GHz	3400 – 3600 MHz	200 MHz	5.430A	Recommendation ITU-R M.1036 (F1)	Resolution 251 (Rev.WRC-23)

**NF10 (876 - 880 // 921 - 925 MHz)**

This frequency band is used by GSM-R systems.

**NF13 (1980 – 2010 MHz paired with 2170 – 2200 MHz)**

These frequency bands are allocated, amongst others, to both the mobile and mobile-satellite services and are also earmarked for the satellite component of IMT. Further, the implementation of IMT in the bands 1885-2025 MHz and 2110-2200 MHz is under study within ITU-R in accordance with Resolution 212 (Rev. WRC-15), See NRFP 18

<sup>7</sup> Channelling arrangement for 3300 – 3400 MHz is under study at the ITU-R Working Party 5D.

## 4 AFRICAN TELECOMMUNICATIONS UNION

---

The Africa Telecommunications Union developed and published the African Spectrum Allocation Plan (AfriSAP)<sup>8</sup> in 2020. It covers the frequency range 8.3 kHz—3000 GHz, based on the 2020 edition of ITU Radio Regulations with respect to ITU Region 1.

The Africa Spectrum Allocation Plan (AfriSAP) document includes a table of common Spectrum Allocations and Applications, basic conditions necessary to guide Regulators, relevant applicable footnotes, typical applications, and additional information where applicable. The table of Spectrum Allocations and Applications was based on ITU Region 1 allocations.

This initiative is one key tool towards promoting the harmonised usage of spectrum across a given region: a common spectrum allocation plan that acts as a reference for subregional plans as well as national plans.

The 1<sup>st</sup> edition of the African Spectrum Allocation Plan (AfriSAP) is based on the RR edition 2020<sup>9</sup> of the ITU Radio Regulations, which is to be revised or updated after every World Radiocommunications Conference (WRC). It also includes the actions established on planning and harmonising Spectrum in Africa.

Specifically, the expected outcome of AfriSAP is the maximised benefit of radio spectrum resources, including satellite orbital resources, to the people of Africa through prudent use of the resources by harmonisation of use.

---

<sup>8</sup> <https://atuuat.africa/african-spectrum-allocation-plan-afrisap/>

<sup>9</sup> ITU Radio Regulations are the international treaty governing the use of the radio-frequency spectrum and geostationary-satellite and non-geostationary-satellite orbits. The World Radiocommunications Conference (WRC) revises Radio Regulations after every three or four years.

## 5 SADC

For Southern Africa, South Africa is part of SADC, the Southern African Development Community. South Africa has actively participated in the preparation of the SADC Frequency Allocation Plan (SADC FAP)<sup>10</sup>, and keeping the National Radio Frequency Plan as harmonised as possible with the latest version of the SADC FAP is necessary to maintain international coordination with neighbouring countries.

The Southern African Development Community (SADC) Frequency Allocation Plan 2020 (FAP 2020) created a framework for harmonisation across SADC on the use of the radio frequency spectrum. Countries included in the SADC FAP 2020 are Angola, Botswana, Democratic Republic of the Congo, Lesotho, Malawi, Mauritius, Mozambique, Namibia, Seychelles, South Africa, Swaziland, Tanzania, Zambia, and Zimbabwe.

The SADC FAP 2020 states, “Whereas harmonisation is important, this could, however, take place on various levels, namely allocation level (e.g. mobile service), application level (e.g. cellular mobile) or on technology level (e.g. LTE or mobile WiMAX). Although the ITU spectrum harmonisation is generally limited to the first level (i.e. radio communication services), it occasionally endeavours to harmonise certain applications. A noteworthy example is where a band is ‘identified’ for a specific application such as IMT. Although such identification does not establish any priority in the Radio Regulations, nor does it exclude the use of the particular frequency band for any other application within the same or other allocations, it does signal to the market the potential of harmonising the particular frequency band for the specified application. Within this application, various technologies could then be deployed.”

The 2020 SADC FAP 2020 was developed taking into account international best practice in the development of Frequency Band Plans and considering the needs of the SADC Members.

**Table 3: SADC Frequency Allocation for IMT Bands**

<b>ITU-Region allocations and footnotes</b>	<b>1 SADC common allocation/s and relevant ITU footnotes</b>	<b>SADC proposed common sub- allocations / utilisation</b>	<b>Additional information</b>
---	--	--	-------------------------------

<sup>10</sup> [https://assets-global.website-files.com/5fb8ce4adb6ad2ccc1423e7/612fe72be15121775ae6a121\\_2021%20SADC%20RADIO%20FREQUENCY%20SPECTRUM%20ALLOCATION%20PLAN.%20docx%5B1%5D.pdf](https://assets-global.website-files.com/5fb8ce4adb6ad2ccc1423e7/612fe72be15121775ae6a121_2021%20SADC%20RADIO%20FREQUENCY%20SPECTRUM%20ALLOCATION%20PLAN.%20docx%5B1%5D.pdf)

<b>450-455 MHz</b> FIXED MOBILE 5.286AA 5.209 5.271 5.286 5.286A 5.286B 5.286C 5.286D 5.286E	<b>450-455 MHz</b> FIXED MOBILE 5.286AA 5.286 5.286A	Fixed links (PTP) IMT (450-470 MHz), PMR and/or PAMR	This band is currently used for a variety of fixed and mobile systems in the various SADC.  This band is also identified for IMT (Res. 224 applies)
<b>455-456 MHz</b> FIXED MOBILE 5.286AA 5.209 5.271 5.286A 5.286B 5.286C 5.286E	<b>455-456 MHz</b> FIXED MOBILE 5.286AA 5.209 5.286A		
<b>456-459 MHz</b> FIXED MOBILE 5.286AA 5.271 5.287 5.288	<b>456-459 MHz</b> FIXED MOBILE 5.286AA 5.287		
<b>459-460 MHz</b> FIXED MOBILE 5.286AA 5.209 5.271 5.286A 5.286B 5.286C 5.286E	<b>459-460 MHz</b> FIXED MOBILE 5.286AA 5.209 5.286A		
<b>460-470 MHz</b> FIXED MOBILE 5.286AA Meteorological satellite (space to Earth) 5.287 5.288 5.289 5.290	<b>460-470 MHz</b> FIXED MOBILE 5.286AA Meteorological satellite (space to Earth) 5.287 5.289		

Page 37 of 224



			IMT; channelling plan to be developed for SADC region. Fixed links operating in this band will have to be migrated in order to accommodate IMT.
<b>862-890 MHz</b>  FIXED  MOBILE except aeronautical mobile 5.317A  BROADCASTING 5.322  5.319 5.323 5.316A 5.319	<b>862-890 MHz</b>  MOBILE except aeronautical mobile 5.317A  SADC14	862-876 MHz  IMT	The use of this band for IMT in the future to be investigated as part of the development of harmonised IMT channelling arrangements.
		876-880 MHz  IMT  PMR and/or PAMR	This band is paired with 921-925 MHz.  The use of this band for IMT in the future to be investigated as part of the development of harmonised IMT channelling arrangement.
		880-915 MHz  IMT	Paired with 925-960 MHz
<b>890-942 MHz</b>  FIXED  MOBILE except aeronautical mobile 5.317A  BROADCASTING 5.322 Radiolocation 5.323	<b>890-942 MHz</b>  MOBILE except aeronautical mobile 5.317A	915-921 MHz  PMR and/or PMR	
		921-925 MHz  IMT  PMR and/or PAMR	Paired with 876-880 MHz.

		925-960 MHz IMT	Paired with 880-915 MHz
<b>942-960 MHz</b>  FIXED  MOBILE except aeronautical mobile 5.317A  BROADCASTING 5.322 5.323	<b>942-960 MHz</b>  MOBILE except aeronautical mobile 5.317A  5.322		
<b>1427 – 1518 MHz</b>			
<b>1700-1710 MHz</b>  FIXED  METEOROLOGICAL- SATELLITE (space-to- Earth)  MOBILE except aeronautical mobile 5.289 5.341	<b>1700-1710 MHz</b>  FIXED  METEOROLOGICAL- SATELLITE (space-to- Earth)  MOBILE except aeronautical mobile 5.289 5.341	Fixed links (single frequency)	
<b>1710-1930 MHz</b>  FIXED  MOBILE 5.384A 5.388A 5.388B  5.149 5.341 5.385 5.386 5.387 5.388	<b>1710-1930 MHz</b>  FIXED  MOBILE 5.384A 5.388A 5.388B  5.149 5.341 5.385 5.388	1710-1785 MHz IMT	IMT
		1785-1805 MHz BFWA	
		1805-1880 MHz IMT	Paired with 1710-1785 MHz.
		1880-1900 MHz FWA	

		Cordless telephone	
		1900-1920 MHz FWA IMT (terrestrial)	
<b>1930-1979 MHz</b> FIXED MOBILE 5.388A 5.388B 5.388	<b>1930-1979 MHz</b> FIXED MOBILE 5.388A 5.388B 5.388	1920-1980 MHz IMT (terrestrial)	Paired with 2170-2200 MHz The development of satellites for IMT services to be monitored
<b>1970-1980 MHz</b> FIXED MOBILE 5.388A 5.388B 5.388	<b>1970-1980 MHz</b> FIXED MOBILE 5.388A 5.388B 5.388		
<b>2010-2025 MHz</b> FIXED MOBILE 5.388A 5.388B 5.388	<b>2010-2025 MHz</b> FIXED MOBILE 5.388A 5.388B 5.388	IMT terrestrial (2010-2025 MHz)	TDD
<b>2110-2120 MHz</b> FIXED MOBILE 5.388A5.388B SPACE RESEARCH (deep space) (Earth-to-space) 5.388	<b>2110-2120 MHz</b> MOBILE 5.388A5.388B SPACE RESEARCH (deep space) (Earth-to-space) 5.388	IMT (terrestrial) (2110-2170 MHz)	Paired with 1920-1980 MHz
<b>2120-2160 MHz</b> FIXED MOBILE 5.388A 5.388B 5.388	<b>2120-2160 MHz</b> MOBILE 5.388A 5.388B 5.388		
<b>2160-2170 MHz</b>	<b>2160-2170 MHz</b>		

FIXED MOBILE 5.388A 5.388B 5.388	MOBILE 5.388A 5.388B 5.388		
<b>2170-2200 MHz</b> FIXED MOBILE MOBILE-SATELLITE (space-to-Earth) 5.351A 5.388 5.389A 5.389F	<b>2170-2200 MHz</b> MOBILE MOBILE-SATELLITE (space-to-Earth) 5.351A 5.388 5.389A 5.389F	IMT (satellite) (2170- 2200 MHz)	Paired with 1980-2010 MHz The development of satellites for IMT services to be monitored.
<b>2 200-2 290 MHz</b> SPACE OPERATION (space-to-Earth) (space-to-space) EARTH EXPLORATION – SATELLITE (space-to- Earth) (space-to-space) FIXED MOBILE 5.391 SPACE RESEARCH (space-to-Earth) (space-to-space) 5.392	<b>2 200-2 290 MHz</b> SPACE OPERATION (space-to-Earth) (space-to-space) EARTH EXPLORATION – SATELLITE (space-to- Earth) (space-to-space) FIXED SPACE RESEARCH (space-to-Earth) (space-to-space) 5.392	Fixed links (2025- 2110 MHz paired with 2200- 2285 MHz) BFWA (2 285-2 300 MHz)	Radio Frequency channel arrangement according to ITU-RF. 1098.
<b>2290-2300 MHz</b> FIXED MOBILE except aeronautical mobile	FIXED MOBILE except aeronautical mobile SPACE RESEARCH (deep space)	BFWA (2285-2300 MHz)	

SPACE RESEARCH (deep space) (space-to-Earth)	(space-to-Earth)		
<b>2300-2450</b> FIXED MOBILE 5.384A Amateur Radiolocation 5.150 5.282 5.395	<b>2300-2450</b> FIXED MOBILE 5.384A Amateur Radiolocation 5.150 5.282	2300-2400 MHz Fixed links PTP/PTMP IMT (TDD) BFWA	Fixed paired with 2400-2500 MHz. This band has been identified for IMT.
<b>2500-2520 MHz</b> FIXED 5.410 MOBILE except aeronautical mobile 5.384A 5.405 5.412	<b>2500-2520 MHz</b> FIXED MOBILE except aeronautical mobile 5.384A	BFWA (2500-2690 MHz) IMT (2500-2690 MHz)	The band 2500-2690 MHz is currently used mainly for BFWA. This band is also allocated to the mobile service and identified for IMT. This band needs to be harmonised in SADC for the IMT channelling plan to be developed.
<b>2520-2655 MHz</b> FIXED 5.410 MOBILE except aeronautical mobile 5.384A BROADCASTING-SATELLITE 5.4135.416 5.339 5.405 5.412 5.417C 5.417D 5.418B 5.418C	<b>2520-2655 MHz</b> FIXED MOBILE except aeronautical mobile 5.384A 5.339		
<b>2655-2670 MHz</b> FIXED 5.410	<b>2655-2670 MHz</b> FIXED		

MOBILE except aeronautical mobile 5.384A  BROADCASTING- SATELLITE 5.208B 5.413 5.416 Earth exploration-satellite (passive)  Radio astronomy Space research (passive)  5.149 5.412	MOBILE except aeronautical mobile 5.384A 5.149 5.412		
<b>2670-2690 MHz</b>  FIXED 5.410  MOBILE except aeronautical mobile 5.384A  Earth exploration- satellite (passive)  Radio astronomy Space research (passive)  5.149 5.412	<b>2670-2690 MHz</b>  FIXED  MOBILE except aeronautical mobile 5.384A  5.149 5.412		
<b>3 300-3 400 MHz</b>  RADIOLOCATION	<b>3 300-3 400 MHz</b>  RADIOLOCATION	<b>IMT Res. 223 (Rev.WRC-15)</b>	.  Subject to outcome of the sharing and compatibility studies called for by Resolution 223 (WRC- 15) currently underway within the ITU-R, <b>there might be a need to migrate Radars out of</b>

5.149 5.429 5.429A 5.429B 5.430	5.149 5.429A 5.429B		<b>this band. This will be addressed through an update of the migration plan.</b>
<b>3400-3600 MHz</b>  FIXED  FIXED-SATELLITE (space-to-Earth)  Mobile 5.430A  Radiolocation  5.431	<b>3400-3600 MHz</b>  FIXED  MOBILE except aeronautical mobile 5.430A  SADC16	BFWA  IMT (3400-3600 MHz)	The band 3 400-3 600 MHz is currently used mainly for  BFWA. From 17 Nov 2010 this band is also allocated to the mobile service on a primary basis and should be used for IMT in line with WRC-07 decisions.  Because of the expected high usage of BFWA and/or IMT applications in this band, satellite services should be accommodated above.  3 600 MHz. This band needs to be harmonised in SADC for the IMT channelling plan to be developed.

## 6 SOUTH AFRICAN SPECTRUM LEGISLATIVE AND POLICY FRAMEWORK

---

### 6.1 The Electronic Communications Act, 2005 (Act No. 36 of 2005)

The ICASA Act establishes the Authority to, *inter alia*, regulate electronic communications in the public interest. Section 4 of the ICASA Act outlines the functions of the Authority.

**Section 4 (3) (c):** provides that the Authority must control, plan, administer and manage the use and licensing of the radio frequency spectrum in accordance with bilateral agreements or international treaties entered into by the Republic.

### 6.2 The Electronic Communications Act, 2005 (Act No. 36 of 2005)

The Electronic Communications Act, 2005 (Act No. 36 of 2005) as amended regulates electronic communications in the Republic of South Africa. The following sections are of relevance to the current process:

**Section 2:** The ECA outlines that its primary objectives is to, among others: “

*“(a) promote and facilitate the convergence of telecommunications, broadcasting, information technologies and other services contemplated in this Act;*

...

*(d) encourage investment, including strategic infrastructure investment, and innovation in the communications;*

*(e) ensure the efficient use of radio frequency spectrum”.*

**Section 30 (1):** provides that the Authority is empowered to control, plan, administer, manage, licence, and assign the use of the radio frequency spectrum;

**Section 30( 2)** provides that the Authority must:

*“(a) comply with the applicable standards and requirements of the ITU and its Radio Regulations, as agreed to or adopted by the Republic as well as with the national radio frequency plan contemplated in section 34;*

*b) take into account modes of transmission and efficient utilisation of the radio frequency spectrum, including allowing shared use of radio frequency spectrum when interference can be eliminated or reduced to acceptable levels as determined by the Authority;*

*c) give high priority to applications for radio frequency spectrum where the applicant proposes to utilise digital electronic communications facilities for the provision of broadcasting services, electronic*



*communications services, electronic communications network services, and other services licensed in terms of this Act or provided in terms of a licence exemption;*

*d) plan for the conversion of analogue uses of the radio frequency spectrum to digital, including the migration to digital broadcasting in the Authority's preparation and modification of the radio frequency spectrum plan; and*

*e) give due regard to the radio frequency spectrum allocated to security services."*

**Section 30 (3) provides that,** the Authority when exercising its powers in terms of Section 30 (1) must ensure that in the use of the radio frequency spectrum harmful interference to authorised or licensed users of radio frequency spectrum is eliminated or reduced to the extent reasonably necessary.

### **6.3 Chapter 2: Policy and Regulations**

In terms of Section 3 of the ECA, the Minister may make policies on national matters applicable to the ICT sector, consistent with the objectives of the ECA and of the relevant legislation in relation to amongst others:

- (a) the radio frequency spectrum [Section 3 (1) (a)];
- (b) the Republic's obligations and undertakings under bilateral, multilateral, or international treaties and conventions, including technical standards and frequency matters [Section 3 (1) (c)].
- (c) The application of new technologies pertaining to electronic communications services, broadcasting services and electronic communications networks [Section 3 (1) (d)].

The following policies have a bearing on the use of IMT:

#### **6.3.1 South Africa Connect**

The National Broadband Policy: South Africa Connect: Creating Opportunities, Ensuring Inclusion' ("SA Connect Policy") which is South Africa's Broadband Policy was brought into effect in November 2013 by the Department of Communications ("DoC"). The policy aims to create a seamless information infrastructure, which is accessible to and affordable for South Africans.

South Africa Connect plays an important role in defining spectrum requirement for government policy directives. South Africa Connect will typically give guidelines on spectrum requirement for the deployment of a new technology to ensure universal service obligations.

The overall goal is to achieve a universal average download speed of 100 Mbps by 2030. The

2020 vision for broadband is to provide 100% of South Africans with broadband services at 2.5% or less of the population's average monthly income<sup>11</sup>.

The objectives of the SA Connect Policy are inter alia to ensure:

“

- *affordable broadband available nationally to meet the diverse needs of public and private users, both formal and informal, consumers and citizens.*
- *policy and regulatory conditions that enable public and private sector players to invest and also contribute.*
- *public sector delivery, including e-government services, underpinned by the aggregation of broadband needs.*
- *that all public institutions at the national, provincial, and municipal level should benefit from broadband connectivity, and this should be extended to the communities they serve.*
- *to establish a framework such that public and private enterprises, formal and informal, are able to fully exploit the efficiencies offered by ubiquitous broadband and its potential for innovation.*”<sup>12</sup>

The SA Connect Policy proposed following targets and timeframes for access to broadband in South Africa:

**Table 4: SA Connect Policy Targets<sup>13</sup>**

Target	Penetration Measure	Baseline (2013)	By 2016	By 2020	By 2030
Broadband access in Mbps user experience	% of population	33.7% internet access	50% at 5 Mbps	90% at 5 Mbps 50% at 100	100% at 10 Mbps 80% at 100 Mbps

<sup>11</sup> 2.5% of average monthly income is approximately R368.28, calculated from an average monthly income of R14731 for all formal and non-agricultural industries. Source: Statistics South Africa: Quarterly Employment Statistics (QES) March 2014.

<sup>12</sup> The National Broadband Policy: South Africa Connect: Creating Opportunities, Ensuring Inclusion pg. 13'

<sup>13</sup> Ibid pg. 18-19

				Mbps	
Schools	% schools	25% connected	50% at 10 Mbps	100% at 10 Mbps 80% at 100 Mbps	100% at 1 Gbps
Health facilities	% of health facilities	13% connected	50% at 10 Mbps	100% at 10 Mbps 80% at 100 Mbps	100% at 1 Gbps
Government facilities	% of Governm ent offices		50% at 5 Mbps	100% at 10 Mbps	100% at 100 Mbps

### 6.3.2 Draft Next Generation Radio Frequency Spectrum Policy for Economic Development

The Authority notes that the Minister published a draft Next Generation Radio Frequency Spectrum Policy for Economic Development for public comment<sup>14</sup> in September 2022. The Authority will consider it once it is finalised.

<sup>14</sup> DoCDT (2022) 'Next Generation Radio Frequency Spectrum Policy for Economic Development (Spectrum Policy)', Government Gazette No 46873, 8 September 2022.

This is intended to replace the existing 2010 National Radio Frequency Policy (Government Gazette No 33116, 16 April 2010)

## **6.4 The Frequency Migration Regulations and Plan 2013**

### **6.4.1 Principles governing frequency migration<sup>15</sup>**

#### **6.4.1.1 Identification of bands which are subject to frequency migration.**

Bands are identified for radio frequency migration according to the following hierarchy:

- First Level – where the ITU radio regulations/decisions of a World Radio Conference (WRC) require a change in national allocation that will require existing users to be migrated;
- Second Level - where a Regional Radio Conference (RRC) requires a change in national allocation that necessitates existing users to be migrated;
- Third Level – where the SADC FAP requires a change in national allocation that necessitates existing users to be migrated; and
- Fourth Level – a decision is made to change the use of a frequency band at the national level, and this requires the migration of existing users.

#### **6.4.1.2 Process**

The process of frequency migration is carried out in a manner consistent with the radio frequency spectrum regulations and the generic process is described in the Frequency Migration Regulation (FMR) 2013.

The key processes are described in the Radio Frequency Spectrum Regulations (RFSR) 2015, and are as follows:

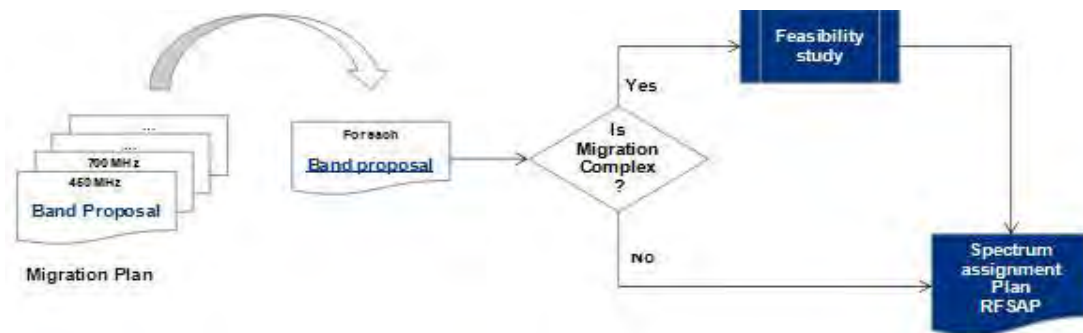
- Preparation of an RFSAP for the particular band or bands (Regulation 3); and
- Amendment of a Radio Frequency Spectrum Licence where necessary (Regulation 8).

When it has been established that migration is required, then the critical issue is to determine the time frame in a manner consistent with sound radio frequency spectrum management.

In some cases, it is necessary to carry out a feasibility study on the band in question. This is illustrated in the process flow indicated below.

---

<sup>15</sup> Notice regarding the Radio Frequency Migration Regulations and Plans, Government Gazette 36334 (Notices 352 and 353 of 2013)



**Figure 8: Process for developing an RFSAP.**

The requirement for a feasibility study is usually, but not necessarily, indicated in the FMP. Where the results of feasibility study indicate a change in the usage of the band in question, a RFSAP will be carried out.

The RFSAP will be subject to a consultation process.

The Frequency Migration Plan does not necessarily identify the destination bands for out-migrating users or uses because the appropriate destination band will vary from user to user, depending on the specific requirements of the user. The spectrum pricing regime is intended to facilitate this process and guide users to the ‘optimal’ choice.

#### 6.4.1.3 Time frame for migration

In principle, the Authority can migrate a user to another location as part of sound radio frequency spectrum management. However, an appropriate time frame should be applied as a matter of standard practice.

In determining the time frame, the following factors are taken into account:

- the duration of the spectrum licence;
- the time frame to migrate existing customers (end-users);
- the economic life of the equipment installed; and
- adequate forward planning.

The forward-looking time frame for a spectrum migration process is within 5 years from the moment this FMP is published unless the Authority states otherwise in a Notice.

## 6.5 Recommendation ITU-R M.2083-0.

This document describes the IMT Vision – Framework and overall objectives of the future development of IMT for 2020 and beyond. South Africa needs to look into this recommendation in detail, of which a copy is included in **Appendix H** of this document.

## 6.6 Global Assignment Objectives for IMT

In planning the implementation of IMT, the following objectives are desirable to:

- ensure that frequency arrangements for the implementation of IMT have longevity, yet allow for the evolution of technology;
- facilitate the deployment of IMT, subject to market considerations and facilitate the development and growth of IMT;
- minimise the impact on other systems and services within, and adjacent to, the bands identified for IMT;
- facilitate worldwide roaming of IMT terminals;
- integrate the terrestrial and satellite components of IMT efficiently;
- optimise the efficiency of spectrum utilisation within the bands identified for IMT;
- enable the possibility of competition;
- facilitate the deployment and use of IMT, including fixed and other special applications in developing countries and in sparsely populated areas;
- accommodate various types of traffic and traffic mixes;
- facilitate the continuing worldwide development of equipment standards;
- facilitate access to services globally within the framework of IMT;
- minimise terminal costs, size, and power consumption, where appropriate and consistent with other requirements;
- facilitate the evolution of pre-IMT-2000 systems to any of the IMT terrestrial radio interfaces and to facilitate the ongoing evolution of the IMT systems themselves;
- afford flexibility to administrations, as the identification of several bands for IMT allows administrations to choose the best band or parts of bands for their circumstances;
- facilitate determination, at a national level, of how much spectrum to make available for IMT from within the identified bands;

- facilitate determination of the timing of availability and use of the bands identified for IMT, in order to meet particular user demand and other national considerations;
- facilitate development of transition plans tailored to the evolution of existing systems;
- have the ability, for the identified bands based on national utilisation plans, to be used by all services having allocations in those bands.

The following guiding principles have been applied in determining frequency arrangements:

- harmonisation;
- technical considerations; and
- spectrum efficiency.

## 6.7 IMT-2000, IMT-Advanced, IMT-2020 evolutions

IMT provides the global platform on which to build the next generations of mobile broadband connectivity. All 3G and 4G mobile broadband systems are based on the ITU's IMT standards.

ITU established the detailed specifications for IMT-2000, and the first 3G deployments commenced in 2000.

The Third Generation Network Technology Specifications (3G) have been certified by the ITU-R. They have been evaluated and meet the Standard requirements of the IMT-2000 in accordance with Recommendation ITU-R M.1034.

In January 2012, the ITU defined the next big leap forward in 4G wireless cellular technology—IMT-Advanced—which is now being progressively deployed worldwide.

The Fourth Generation Network Technology Specifications (4G) has been certified by the ITU-R, having evaluated, and met the Standard requirements of the IMT-Advance in accordance with Recommendation ITU-R M. M.2134.

The Fifth Generation Network Technology Specifications (5G) have been evaluated and certified by the ITU-R. They meet the Standard requirements of IMT-2020 in accordance with Recommendation ITU-R M.IMT—2020. TECH PERF REQ and were completed by the end of 2020.

The detailed investigation of the key elements of IMT-2020 is already well underway. Once again, ITU-R is using the highly successful partnership it has with the mobile broadband industry and the wide range of stakeholders in the 5G community.

5G is the fifth-generation wireless technology for digital cellular networks. Compared with 4G, 5G offers a new network architecture to help significantly boost overall performance. 5G will deliver over 10 Gbps data rate, millisecond-level latency, and ultra-high-dense connections. With these remarkable

features, 5G was set to welcome a world filled with unlimited possibilities and an exciting new era that promises the connectivity of everything.

5G will elevate the mobile network to not only interconnect people but also interconnect and control machines, objects, and devices (Internet of Everything). It will deliver new levels of performance and efficiency that will empower new user experiences, enable smart cities, and connect new industries.

In the future, 5G will be deeply integrated with cloud computing, big data, artificial intelligence (AI), virtual reality (VR), and augmented reality (AR). It will promote people's connectivity with everything and become an essential infrastructure for the digital transformation of all industries. The wide range of 5G applications will serve as a solid base for entrepreneurship development and innovation.

The Framework and overall objectives of the future development of IMT for 2030 and beyond were approved by the Radiocommunications Assembly 2023. IMT-2030 is expected to support enriched and potentially immersive experiences, enhance ubiquitous coverage, and enable new forms of collaboration. Furthermore, IMT-2030 is envisaged to support expanded and new usage scenarios compared to those of IMT-2020 while providing enhanced and new capabilities.

## **6.8 Harmonisation**

Global harmonisations are a key component for the achievement of economies of scale supported by a Technology Neutrality Regime for National Licensing that covers the entire Territory of South Africa are essential for the uptake of Technology. The global availability of harmonised regulatory frameworks for Generations of Technologies' spectrum will enable economies of scale and facilitate cross-border coordination and roaming for end users.

Consistent spectrum release timelines and harmonisation measures are key enablers for the successful deployment of these technology Generations and beyond. Market-based Competitive Licensing Models and Exclusive Individual Spectrum Licences are the preferred authorisation models for the deployment of these Technology Generations and Systems. This licensing regime brings certainty for investments and predictable network performance and quality.

## **6.9 Latest IMT Systems Specified Technologies**

The number of IMT frequency bands has increased significantly in the last several years, with the progress of the ITU's IMT spectrum planning.

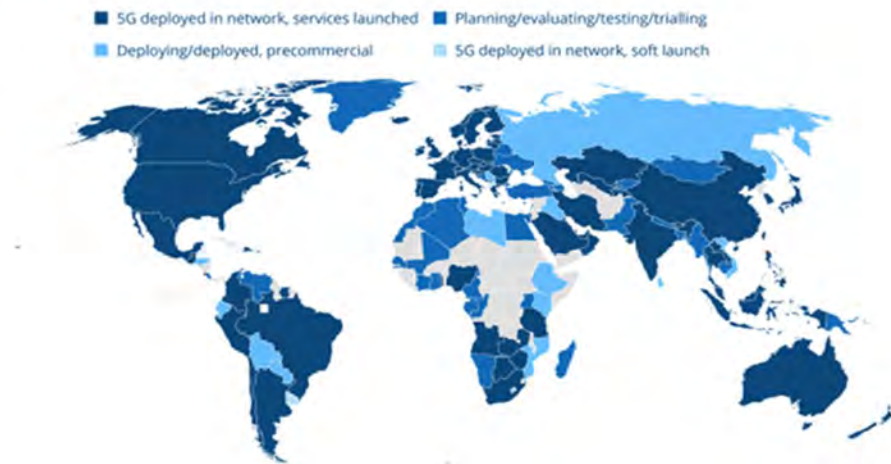
The potential IMT technologies are LTE, LTE-advanced, 4G, and 5G, with a clear trend towards 6G and beyond, both from the point of view of the available ecosystem and the choices made by operators. The IMT-2030 Framework has been finalised and approved by the Radiocommunications Assembly 2023, which will lead to the development of specifications for the next and sixth generation of



technologies. The development of this specification and the evaluation thereof by the ITU-R are promising to make greater use of the distributed radio access network and terahertz (THz) spectrum to increase capacity, lower latency and improve spectrum sharing.

5G network deployments are increasing worldwide by day. The Global mobile Suppliers Association (GSA) currently identifies 519 operators providing commercial 5G mobile services in 156 countries, with 104 operators providing 3GPP-compliant 5G fixed wireless access (FWA) services.

### Map of operator investments in 5G (end January 2023)



**Figure 9: Operator Investments in 5G<sup>16</sup>**

The trend is also going up with the standalone 5G networks being deployed. This calls for an increased IMT Spectrum bands to be released by many administrations, South Africa not being an exception. It can be noted that in the January 2024 Spectrum Auctions Calendar, the majority of administrations are releasing the IMT Spectrum on the basis of deploying 5G technologies where a technology-neutral regime is probably not used. However, it does not take away the need for the increased release of unused IMT Spectrum resources, including in the Millimetre Wavebands, to enable the increased radical evolution of technologies to be adopted for the digitisation of industries in South Africa and to stimulate economic growth.

The Authority is observing the growing trend of the Satellite Internet Market. The Satellite Internet is a revolutionary technology promising to fill the gaps of the terrestrial broadband market by providing high-speed connectivity with low latency communication services from space with great potential to

<sup>16</sup> <https://qsacom.com/paper/5g-market-snapshot-february-2023/>.

contribute to bridging the digital divide. The satellites being used for the internet are the combination of Low Earth and Geo-Stationary Orbits.

#### **6.10 LTE - paired and unpaired spectrum (FDD and TDD)**

LTE, LTE-Advance, and LTE-Pro technologies have matured worldwide, with 824 operators by the end of November 2023 running LTE Networks providing mobile and/or fixed wireless broadband services. According to GSA, the growth in the net number of entities operating LTE networks had slowed sharply, demonstrating that the technology is giving away to the most prominent 5G technology deployments. However, there are only three territories where LTE networks, both mobile and fixed wireless broadband services, are not deployed.

Accordingly, in South Africa the national population coverage for LTE was reported to be 98% in the State of the ICT Sector Report in South Africa.

##### **6.10.1 FDD and TDD trends**

According to GSA, in the LTE Networks, most devices operate in the FDD mode, taking up 87.9% of the 24 942 LTE-capable user devices. This is particularly the case in the spectrum bands below sub-1 GHz and also with a notable chunk of the devices in 2100 MHz (band 1) and 2600 MHz (band 7).

On the contrary, there is an increased number of operators supporting the use of the unpaired spectrum in a TDD mode. The majority of the devices configured for TDD are mobile devices, followed by Customer Premises Equipment/router/hotspot and fixed wireless access CPE. The prominent bands are 2300 MHz, 2600 MHz, 3500 MHz, and 1900 MHz. It is reported that the emphasis is not necessarily on the use of a particular mode but rather on taking advantage of synergies between the modes.

Consistently with the availability of devices, it is notable that the majority of the IMT Spectrum bands through the finalised Radio Frequency Spectrum Assignment Plans (RFSAPs) support both TDD and FDD, with the majority of frequency bands operating below 1 GHz supporting FDD and bands above supporting TDD.

In the past, the majority of bands were assigned to FDD, with a limited TDD spectrum between the FDD-assigned sub-bands or in higher ranges. Recently, the amount of spectrum assigned for TDD has increased, however, on the whole, there is still a gap between TDD and FDD, and there is still relatively little spectrum for TDD in lower frequency bands.

### **6.10.2 Need for network synchronisation.**

Synchronised operation is required for Generations of Technologies' Time Division Duplex (TDD) Networks in order to ensure efficient use of spectrum. In order to avoid interference between Time Division Duplex (TDD) networks operating in adjacent frequency carriers, radio transmissions of the TDD networks should be synchronised and their uplink and downlink frames should be time aligned. On the other hand, unsynchronised operation would lead to large inter-operator guard bands at least 25 MHz which will require additional operator-specific base stations filtering at a high cost of deployment.

### **6.10.3 Flexible spectrum utilisation**

An unpaired spectrum is much easier to release than a paired spectrum. This benefit is becoming increasingly important as the globally available supply of spectrum falls, meaning, the process of releasing new spectrum can be greatly accelerated by designating it as unpaired TDD.

Capacity benefits of unpaired spectrum are realised in the size of available TDD spectrum bands, often assigned in large blocks. From a capacity perspective, this is an advantage over the typical  $2 \times 10$  MHz configuration found in paired FDD spectrum. The current LTE bandwidth limit is 20 MHz, and most equipment could spread the power of  $\sim 80$  W over  $\sim 40$  MHz bandwidth depending on the frequency range. Therefore, 40 MHz assignments per operator might be cost-efficient, but this would be hard to assign in multi-operator environments. Therefore, it might be advantageous to have one wholesale operator or active Radio Access Network (RAN) sharing involving a number of mobile network operators in the TDD spectrum.

In addition, the unpaired TDD spectrum band should not be fragmented with the FDD spectrum due to the requirement of a guard band of  $\sim 5$  MHz between the bands, which is generally taken from the TDD spectrum. Instead of guard bands, the boundary ranges might be used indoors only due to higher penetration losses. Special spectrum assignments for TDD could be used within the duplex gap larger than 15 MHz.

### **6.10.4 High spectral efficiency for adaptive uplink /downlink configuration**

The asymmetric nature of TDD brings a number of advantages. One key advantage of this is the flexibility it allows in the adjustment of the downlink and uplink resource ratios. Commonly employed, downlink-to-uplink ratios are 8:1, 3:1, 2:2 and 1:3 and the heavily downlink-oriented configuration fits perfectly with current user behaviour, where streaming and downloads take up a high proportion of downlink resources.

Unpaired spectrum is best suited for the user behaviour of the mobile broadband era.

Unpaired LTE is also optimally suited to cover future M2M and 'Internet of Things' demands which will be predominantly uplink oriented. Also, video uploads from closed-circuit television (CCTV) result in a higher uplink bandwidth capacity requirement, which has to be taken into account in specialised schemes.

Due to the desensitisation of receivers in case of transmission into neighbouring bands, it is not possible to have different unpaired spectrum configuration schemes in the same band (without guard bands - which are spectrum-inefficient). Therefore, it is expected to have different bands for uplink-oriented and downlink-oriented configurations, e.g., the 450 MHz band, 700 MHz band, 2100 MHz band or 2600 MHz band with reduced bandwidths maximum of 40 MHz for uplink while the 2300 MHz band and 3500 MHz band have 100-200 MHz bandwidths for downlink. In the 3400-3600 MHz bands, there is also a possible differentiation in two sub-bands, which might be separated by a 5 MHz guard band.

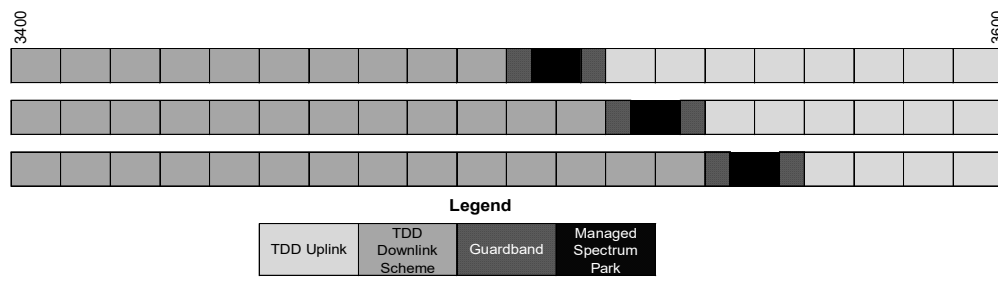
In South Africa, the Authority is evaluating the concept of managed spectrum parks, which as a whole have to cater for protection with neighbour bands. Three potential solutions exist depending on uplink and downlink requirements within the Mid-Bands and High band. The downlink schemes suffer from reduced uplink cell coverage required for reverse control channel communications; therefore, downlink should be placed in the lower parts of this band while the uplink schemes are placed in the upper parts of the band. In general, higher demand can be foreseen for downlink; therefore, the spectrum also favours downlink schemes, e.g., 140 MHz for downlink vs. 40 MHz for uplink. Some part of the spectrum might only be used indoors or, with reduced transmission powers, to protect the other unpaired TDD schemes. The minimum guard band of 5 MHz is increased (just as an example) to 20 MHz for any managed spectrum park concept usage (noting that the ultimate location of the guard band would be determined in the event managed spectrum parks are introduced<sup>17</sup>).

The IMT3500 band decision for downlink or uplink configurations arrangement has been finalised in the Radio Frequency Spectrum Assignment Plan published in 2022. The Authority intends to assign special uplink or downlink configurations to minimise guard bands. The operators might decide on their individual business cases.

The Block Edge Masks might be investigated in order to allow unsynchronised usage or to minimise the need for guard bands. The managed spectrum park concept should be decided later as well.

---

<sup>17</sup> Note that beyond the example given here, managed spectrum parks could also be introduced in TDD bands within 2100 MHz.



**Figure 10: Potential unpaired LTE assignments in 3400-3600 MHz.**

*According to downlink or uplink schemes; potential managed spectrum park realisation in the guard band.*

#### 6.10.5 Deployment issues

One advantage of unpaired over paired spectrum has been that operators have historically been able to pay less for paired spectrum than unpaired spectrum (although this is changing).

However, to cover the same area with the same uplink performance, the TDD systems in downlink-oriented configurations need more sites than FDD because the limiting terminal power and the reduced transmission time decrease the coverage in the uplink. Therefore, in TDD, a higher number of antennae are used in higher bands for diversity gains or multiple-input and multiple-output (MIMO) usage to compensate for uplink performance deficits.

Put differently, for a lower band such as the 450 MHz band, good propagation conditions together with uplink-oriented configuration schemes are quite beneficial, so no higher-order MIMO or beamforming is needed. The cell sizes decrease significantly in higher bands, such as the 3500 MHz band with poor propagation and downlink-oriented configuration. Higher order beamforming / MIMO would be more needed, especially due to reduced antenna dimension size. In higher bands, the reduced cell size is generally not an issue because deployments will be more capacity-oriented, and capacity density will be higher.

#### 6.10.6 Interference suppression

Thanks to uplink and downlink channel reciprocity (ensured by the fact that the same portion of the spectrum is used in both link directions), TDD technology has unique co-ordination abilities, such as beamforming, which improves system performance by utilising channel-state information to achieve

transmit-array gain. Results show that across the 3GPP standard in Release 8~10, single-layer, dual-layer, and multi-user beamforming can generate a cell throughput gain of 15%. Adoption of beamforming and Coordinated Multi-Points (CoMP), called 'Co-ordinated beamforming' (CBF), can further enhance network performance because interference is mitigated between inter-eNodeBs.

### 6.11 Future system requirements for IMT / LTE & IMT-2020 networks

According to the 3GPP, in LTE-Advanced, the focus is on higher capacity. The motivation for further developing LTE towards LTE-Advanced is to provide higher bitrates in a cost-efficient manner and fulfil the requirements set by the ITU for IMT-Advanced as shown below:

- Increased peak data rate, downlink 3 Gbps, uplink 1.5 Gbps;
- Higher spectral efficiency, from a maximum of 16 bps/Hz in Release 8 (R8) to 30 bps/Hz in Release 10 (R10);
- Increased number of simultaneously active subscribers;
- Improved performance at cell edges, e.g. for downlink  $2 \times 2$  MIMO  $> 2.40$  bps/Hz/cell; and
- Enabled Carrier Aggregation (CA), enhanced use of multi-antenna techniques and support for Relay Nodes (RN).

As LTE-Advanced continues to evolve, new CA configurations are added, and new features are introduced in upcoming releases of the 3GPP specifications, such as Coordinated Multi-Point (CoMP) introduced in Release 11 (R11).

The main reason for introducing CoMP is to improve network performance at cell edges.

IMT-2020 standards have been finalised and the most advanced services are deployed in the commercial phase. In fact, we have already seen commercial IMT-2020 services at the beginning of 2020, so and the envisaged speeds have been reached.

However, these are significantly ahead of what's currently available with 4G. A minimum expectation for commercial IMT-2020 services is for them to be tens of times faster than 4G, which would make even current broadband speeds look sluggish in comparison.

And while the exact speeds are yet to be finalised, early tests are already achieving remarkable results, and these give us a good idea of some of the capabilities of IMT-2020.

#### 6.11.1 Download Speeds

The Next Generation Mobile Networks alliance states that for something to be considered IMT-2020, it must offer data rates of several tens of megabits per second to tens of thousands of users

simultaneously, while a minimum of 1 gigabit per second should be offered to tens of workers on the same office floor.

That's all a little vague, but the signs are promising. Some estimates put download speeds at up to **1000 times faster than 4G**, potentially exceeding 10 Gbps. That would enable you to download an entire HD film in less than a second.

**Table 5: Download Speeds**

Network Type	Download Speeds
3G Network	384 Kbps
4G Network	100 Mbps
IMT-2020 Network	1-10 Gbps (theoretical)

Some sources, such as the Organisation for Economic Co-operation and Development's (OECD) Digital Economy Papers of July 2019 No. 284 titled "The road to 5G networks: experience to date and future developments" provides that, "*The fifth generation of wireless networks, 5G, represents an evolutionary process of previous generations of wireless networks (i.e. 2G, 3G, and 4G). This next generation of wireless technology is intended to provide download speeds of 20 gigabits per second (Gbps), 10 Gbps upload speeds, and latency of one millisecond (ms).*

*This represents download speeds 200 faster (upload speeds 100 faster) compared to current Long-Term Evolution (LTE) networks (i.e. 4G), as well as one-tenth the latency of 4G. 5G is being conceived for three use case scenarios: enhanced mobile broadband (eMBB), massive machine type communications (mMTC), and ultra-reliable and low latency communications (URLLC). 1*

*The next generation of wireless networks holds potential to stimulate innovation and meet the increasing demands of the digital economy. Industry stakeholders have expressed the view that 5G is not only the next mobile technology, but rather a new approach for converged communication systems that make more efficient use of available resources in their networks, including hardware, software, and spectrum to enable new and better services and applications for businesses and consumers. 5G represents an advance in mobile technology and, as mobile networks can be thought of as providing extensions of fixed networks, it will add to broadband capabilities across all parts of digital economies and societies.*

*For those that see broadband networks as a General-Purpose Technology (technologies that benefit and have long-lasting transformative effect on a large segment of the economy), the new capabilities it*

*brings can be used to foster growth and productivity gains across a range of different scenarios and economic sectors”.*

Nokia’s thoughts are similarly ambitious. The company suggests that you’ll be able to stream 8K video in 3D over IMT-2020.

Some estimates are more conservative, though, but even the most conservative estimates put it at several dozen times faster than 4G.

Already, IMT-2020 trials are taking place, with Verizon in the US, for example, showing that its technology can achieve download speeds of 30-50 times faster than 4G. That would enable you to download a full movie in around 15 seconds versus around 6 minutes on 4G.

The IMT-2020 Innovation Centre has achieved even higher speeds in test environments, of around 1 terabit per second (1 Tbps). That’s roughly 65,000 times faster than typical 4G speeds and would enable you to download a file around 100 times larger than a full movie in just 3 seconds.

However, that’s unlikely to be replicated in the real world. Indeed, in an actual-use environment (rather than a specially built test site), DOCOMO has recorded speeds in excess of 2 Gbps, which is still extremely impressive.

Ofcom, for its part, sees IMT-2020 as achieving real-world speeds of between 10 and 50 Gbps, which is insanely fast at whichever end of the scale it ends up at.

### 6.11.2 Upload Speeds

Estimates of upload speeds are so far vaguer than those for IMT-2020 download speeds, but the consensus is that you’ll be able to upload data at many gigabits per second, possibly up to 10 Gbps.

The exact upload speed will, of course, be tied to the download speed, though, and whatever download speed is offered, uploads will be slower, likely coming in at no more than half the download speed.

**Table 6: Latency time**

Network Type	Milliseconds (ms)
3G Network	120 ms (actual)
4G Network	45 ms (actual)



IMT-2020 Network	Ms (theoretical)
------------------	------------------

Latency is how long it takes the network to respond to a request, which could be you trying to play a song or video or load a website, for example. It has to respond before it starts loading, which can lead to minor but perceptible lag and is especially problematic for online games, as each input has a new response time.

Over 3G, those response times are typically around 120 milliseconds, and on 4G, they're less than half that at between roughly 15 and 60 milliseconds. The theory is that on IMT-2020 response times will drop to just 1 millisecond, which will be completely imperceptible.

That will help with all the things we use data for now, but it's also necessary for new mobile data uses, such as self-driving cars, which need to respond to inputs and changes in situation immediately.

## 7 FORECASTS FOR SOUTH AFRICA

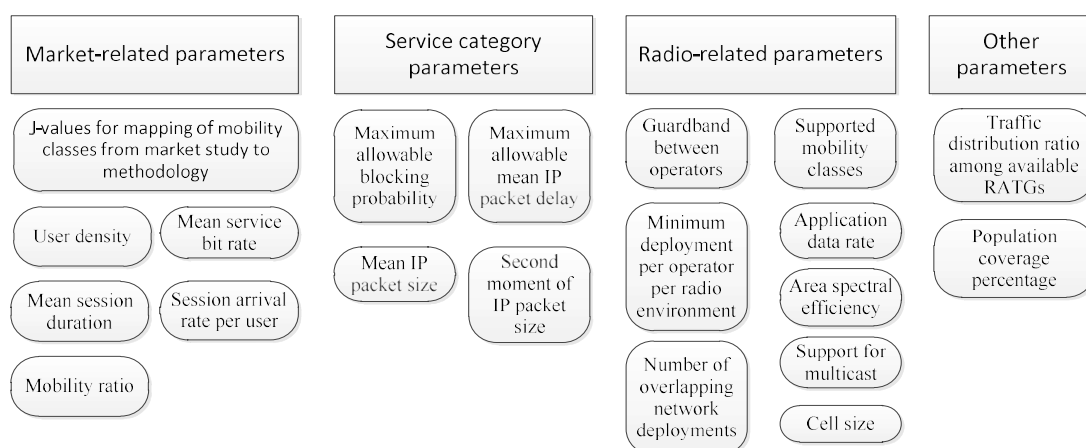
### 7.1 Forecasts of overall IMT demand

In Report ITU-R M.2290-0 (12/2013), future spectrum requirements for terrestrial IMT are estimated. This report clearly shows that mobile traffic growth is expected to increase over the next few years. To reflect this increasing traffic demand, new, updated market attributes for the lower user density and higher user density settings are provided.

In 'Report ITU-R M.2078-0 (2006), Estimated spectrum bandwidth requirements for the future development of IMT-2000 and IMT-Advanced', the new traffic volumes for the spectrum requirement estimations in 2020 are derived by considering traffic growth ratios from the market studies presented in 'Report ITU-R M.2243-0 (2011) Assessment of the global mobile broadband deployments and forecasts for International Mobile Telecommunications'. The report relies on several mobile traffic forecasts beyond 2010 provided by different organisations. Most of these forecasts consider mobile traffic in the years 2011-2015, while only one makes projections for the year 2020, anticipating a 33-fold traffic growth ratio in 2020 compared with 2010.

It should be noted that the 2nd-order polynomial function estimates conservative traffic growth, while the 3rd and 4th-order polynomial functions provide more aggressive growth corresponding to approximately 40 to 170-fold and 80 to 240-fold growth ratios, respectively.

The spectrum requirements are distributed and calculated for Radio Access Technology Group 1 (RATG 1) (i.e. pre-IMT, IMT-2000 and its enhancements) and RATG 2 (i.e. IMT-Advanced) for the year 2020.



**Figure 11: Input parameter overview for IMT spectrum demand estimation.**

The use of two market settings, lower and higher user density settings, allows for modelling of the differences in markets between different countries. The two settings will result in two final spectrum requirements for IMT systems, and the needs of the different countries could lie between these two extremes.

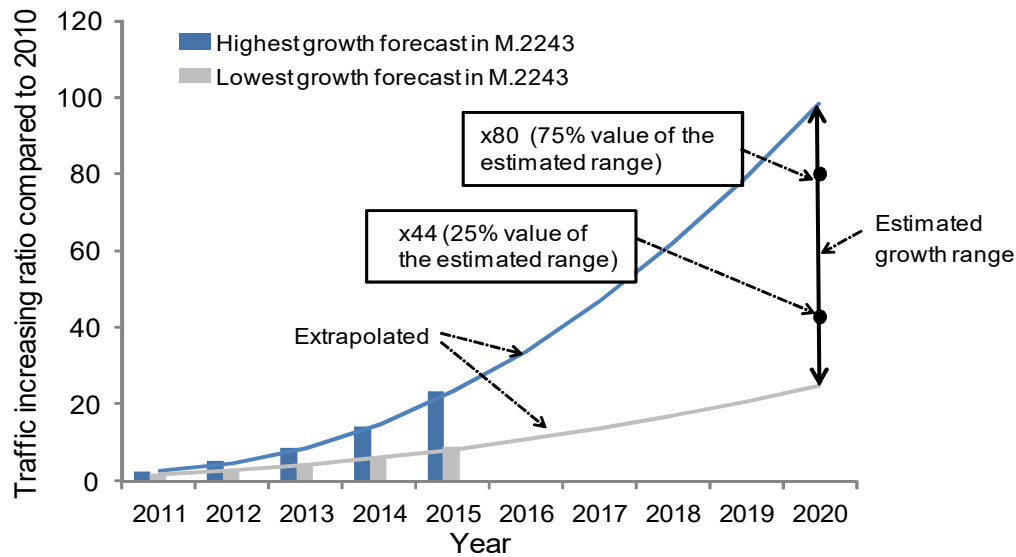


Figure 12: Mobile traffic forecasts toward 2020 by extrapolation (Source: ITU)

Table 6 shows the Radio Parameters for RATG 1 (pre-IMT-2000, IMT-2000) whilst

The spectral efficiency parameters for RATG1 and RATG2 (IMT-Advanced) are shown, indicating spectral densities, which generate the capabilities of the networks. Based on these (and further parameters), the overall spectrum demand is estimated and provided Table 8.

The spectrum efficiency values are to be used only for spectrum requirement estimations given in 'Recommendation ITU-R M.1768-1 (04/13) 'Methodology for calculation of spectrum requirements for the terrestrial component of International Mobile Telecommunications'. These values are based on a full buffer traffic model in accordance with 'Report ITU-R M.2135-1 (2009) Guidelines for evaluation of radio interface technologies for IMT-Advanced'. In practice, such spectrum efficiency values are unlikely to be achieved due to the random nature of traffic, errors caused by radio channel conditions or packet losses. This means, if too high-capacity assumptions are used, this will lead to lower spectrum demands. On the contrary, not all applications need 20 Mbps. Therefore, the results given Table 8 should be used as a general indication of how much spectrum is needed, even if it might be in 2025 instead of 2020.

Table 7: Radio parameters for RAT1 (pre-IMT2000)

Parameters	Macro cell	Micro cell	Pico cell	Hot spot
Application data rate (Mbps)	20	40	40	40
Supported mobility classes	Stationary/ pedestrian, low, high	Stationary/ pedestrian, low	Stationary/ pedestrian	Stationary/ pedestrian
Guard band between operators (MHz)	0			
Minimum deployment per operator per radio environment (MHz)	20	20	20	20
Granularity of deployment per operator per radio environment (MHz)	20	20	20	20
Support for multicast	Yes			
Number of overlapping network deployment	1			

Table 8: Radio parameters for RATG 2 (IMT-Advanced)

Parameters	Macro cell	Micro cell	Pico cell	Hot spot
Application data rate (Mbps)	50	100	1 000	1 000
Supported mobility classes	Stationary/ pedestrian, low, high	Stationary/ pedestrian, low	Stationary/ pedestrian	Stationary/ pedestrian
Guard band between operators (MHz)	0			
Support for multicast	Yes			
Minimum deployment per operator per radio environment (MHz)	20	20	120	120
Granularity of deployment per operator per radio environment (MHz)	20	20	20	20
Number of overlapping network deployment	1			

Table 9: Spectral efficiency parameters for RATG1 and RATG 2 (IMT-Advanced)

<b>RATG1: Unicast area spectral efficiency (bit/s/Hz/cell)</b>					<b>RATG2: Unicast area spectral efficiency (bit/s/Hz/cell)</b>				
<b>Tele density</b>	<b>Radio environments</b>				<b>Tele density</b>	<b>Radio environments</b>			
	<b>Macro cell</b>	<b>Micro cell</b>	<b>Pico cell</b>	<b>Hot spot</b>		<b>Macro cell</b>	<b>Micro cell</b>	<b>Pico cell</b>	<b>Hot spot</b>
Dense urban	2	4	4	4	Dense urban	4	5	5	7.3
Suburban	2	4	4	4	Suburban	4	5	5	7.3
Rural	2	4	4	4	Rural	4	5	5	7.3
					Dense urban	4	5	5	7.3

	<b>Total spectrum requirements for RATG 1</b>	<b>Total spectrum requirements for RATG 2</b>	<b>Total spectrum requirements for RATGs 1 and 2</b>
Lower user density settings	440 MHz	900 MHz	1 340 MHz
Higher user density settings	540 MHz	1 420 MHz	1 960 MHz

In South Africa, 380 MHz is currently used for IMT (including UMTS and LTE) and 80 MHz for GSM. It is anticipated that in 2020, between 1011-1036 MHz could be available for IMT use (incl. GSM) depending on the decisions on 700-800 MHz band usage.

This overview includes additional spectrum of 120 MHz in the 694-862 MHz band, 190 MHz in the 2500-2690 MHz band and 200 MHz in the 3400-3600 MHz band. The potential assignments that could be made in the short term in the periods 2015-2020 provide for more than the current spectrum usage (510 MHz > 380 MHz) for a traffic ~5 times than that of today (Figure 13).

Figure 1 illustrates the frequency allocation for F1 and F2. The diagram shows a frequency spectrum from 3400 to 3600 MHz. F1 is a 20 MHz band from 3400 to 3420 MHz. F2 is a 20 MHz band from 3420 to 3440 MHz. The TDD band is from 3440 to 3600 MHz. The MS Tx band is from 3410 to 3490 MHz, and the BS Tx band is from 3510 to 3590 MHz. Arrows indicate the mapping from F1 to the TDD band and from F2 to the MS Tx and BS Tx bands.

IMT spectrum (incl GSM)																	
MHz	400	700	800	900	1700	1800	1900	2000	2100	2200	2300	2400	2500	2600	3400	3500	sum
2014	0	0	30	50	75	75	60	15	60	0	80	0	15	0	0	0	<b>460</b>
2020	15	87	69	50	75	75	60	15	60	0	100	15	100	90	100	100	<b>1011</b>

These figures should not be taken into account in the evaluation of special spectrum use or prioritisation of different bands. 10-15 MHz in 450-470 MHz band does not give sufficient capacity compared to the overall amount of spectrum, but it has enormous benefits in terms of coverage and therefore reduces the level of required capital investment compared to the (rural) rollout of 10-15 MHz in 2600 MHz or 3500 MHz bands. For the SA Connect targets, the 450-470 MHz spectrum may be essential in order to cover a greater population in rural and commercially, less attractive areas. Compared with the 450 MHz band, 55-85% more sites are needed in 700 MHz, and even more in higher bands. It is of no value to compare the deployment costs of a 3500 MHz network in the same rural areas with a 450 MHz network because this scenario is unrealistic. If, in rural areas, the demands increase steadily, (with higher smart phone penetration for example), operators could reuse the existing 450 MHz sites for 700-3500 MHz cells and add some hotspot sites. The coverage improvement reduces with larger separation of the coverage areas, consequently in the case of largely separated populations, each location may need its own base station independent from the band - such deployments would be quite expensive.

#### **7.1.1 Forecast of overall M2M demand**

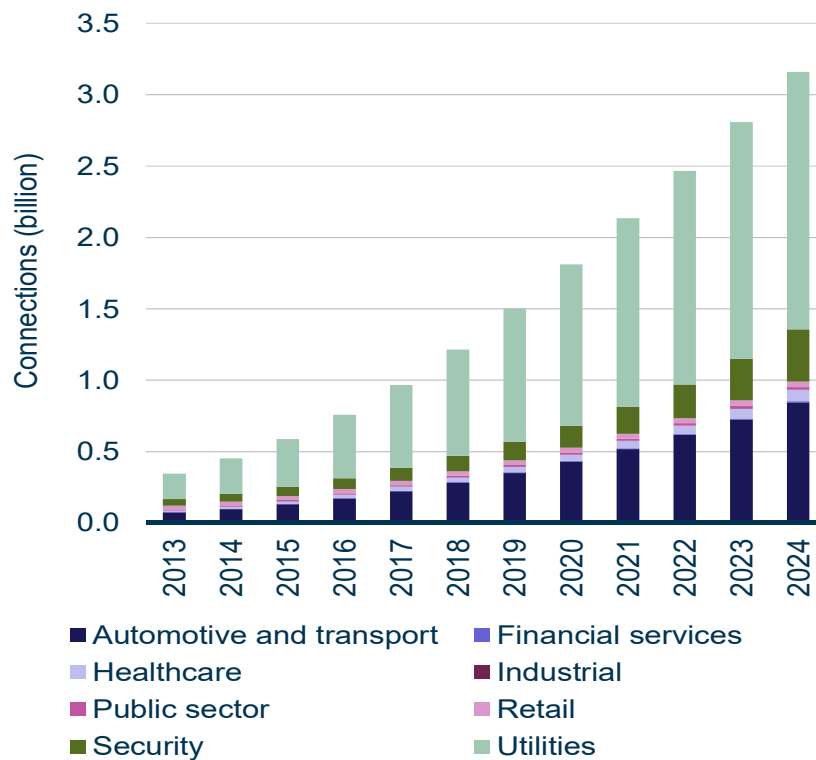
Operators are investing in new digital services, such as the 'Internet of Things' (IoT) and M2M, in order to compensate for declining revenue from traditional services. M2M represents a relatively small opportunity in terms of revenue but is one area that is growing significantly, and which opens up a multitude of new applications and services. Operators have been particularly interested in servicing the demand for M2M solutions and this market is growing.

Connectivity is pivotal, but subject to intense competition. Connectivity underpins M2M and IoT services, but it is subject to competition from a large number of players providing fixed and mobile connectivity as well as a growing number of short-range technologies. Operators have recognised this trend, and some are positioning themselves in other key areas of the value chain in order to provide an end-to-end service to customers.

- Potential M2M solutions:
- Utilities - metering applications especially in the energy sector;
- Security - alarm and sensor applications;
- Government: surveillance, police, and fire fighter response;
- Healthcare - monitoring applications;
- Automotive and transport - connected car applications, fleet tracking;
- Industrial - monitoring applications; and
- Retail - Point-of-Sale (PoS) terminals

According to one research forecast report<sup>18</sup>, the future worldwide development of M2M application might look like the following:

- At the end of 2013, there were approximately 0.3 billion M2M device connections worldwide.
- It is forecast that there will be an increase to 3.4 billion device connections by 2024, indicating a CAGR of 28% over the 10-year period;
- Utilities is both the biggest and the fastest-growing sector in terms of M2M connections; it will account for 59% of all M2M device connections by 2024.
- The second fastest growing sector is the automotive and transport sector; and by 2024, overall M2M device connections from this sector are expected to be 26% of the overall device connections.
- Security sector solutions are expected to make up 10% of overall M2M device connections by 2024.
- The remaining 5% of M2M device connections in 2024 will be accounted for by the healthcare, industrial, retail, financial services, and public sectors.



**Figure 15: M2M device connections by sector, worldwide, 2013–2024**

*Source: Analysis Mason, 2014*

<sup>18</sup> Analysis Mason Research Forecast Report – 'M2M device connections and revenue: worldwide forecast 2014–2024' July 2014 – updated from the draft IMT Roadmap based on feedback.



## 7.2 IMT-2020 and Beyond

The expected IMT spectrum demand for 2020 and beyond is described in this section. It is based on Rec ITU-R M2083-0

## 7.3 IMT Demand for South Africa

The demand for high-speed Internet capabilities, such as those offered by IMT, is growing in South Africa. The targets for download speed outlined in the National Broadband Policy are also a factor driving up the demand for IMT.

One area of growth is in the uptake of devices with LTE capabilities. According to the Ovum Small and Medium Enterprise (SME) Insights Survey conducted early in 2013, 51% of South African SMEs provide smartphones to their employees, while 62% supply tablet devices. Regular or feature phones accounted for 31% of responses, and dongles or laptops with integrated cellular connectivity accounted for 23%.

Evidently, South African SMEs see the whole range of mobile communications services as important to their businesses but place a particular value on high-end devices.

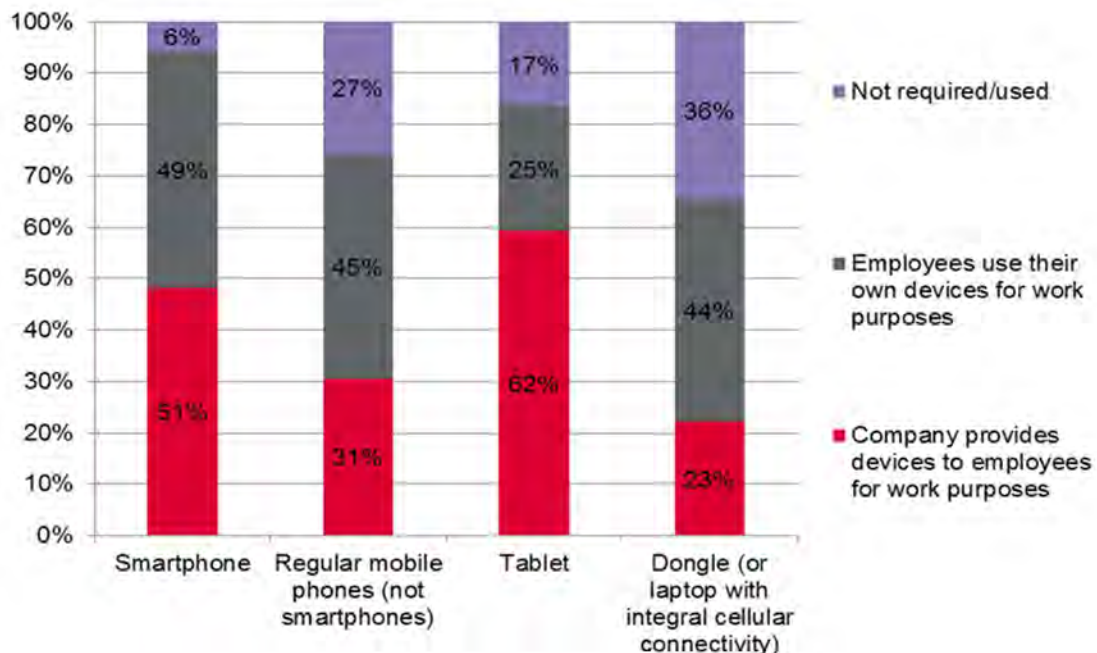
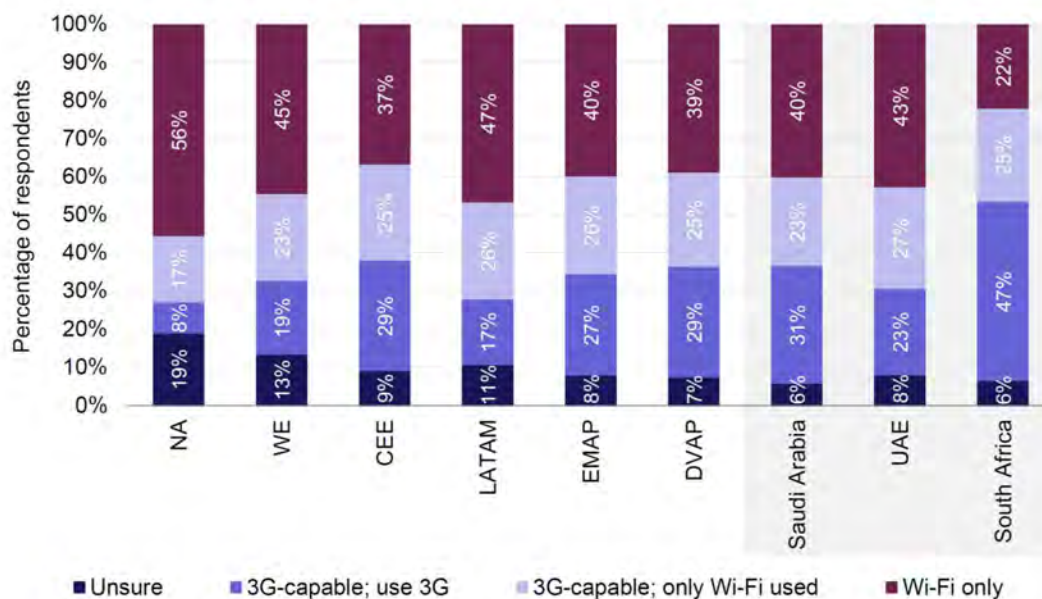


Figure 16: South Africans favour tablets and smartphones.

Source: Ovum



<sup>1</sup> Question: "Is your tablet 3G/4G compatible, or is it only able to support Wi-Fi connectivity?". Key: CEE = Central and Eastern Europe; DVAP = Developed Asia-Pacific; EMAP = Emerging Asia-Pacific; LATAM = Latin America; NA = North America; WE = Western Europe.

**Figure 17: Tablet respondents by type of connectivity enabled on their device.**

*Source: Analysys Mason*

A South African telecoms market report by Analysys Mason indicates over 11 million smartphone connections and over 4 million mobile broadband subscribers by the 3<sup>rd</sup> quarter of 2013. This growth in subscribers coincides with a commercial launch of LTE by mobile network operators between late 2012 and early 2013, which again shows the demand for LTE and IMT services is growing.

**Table 11: Telecoms KPIs, South Africa, 2009-3Q 2013**

		2009	2010	2011	2012	2013
Mobile	Mobile subscribers (active SIMs)	46 861 000	49 475 000	59 015 000	66 610 000	69 272 000
	Mobile penetration (percentage of population)	91.6 %	95.7 %	113.1 %	126.7 %	131.0 %

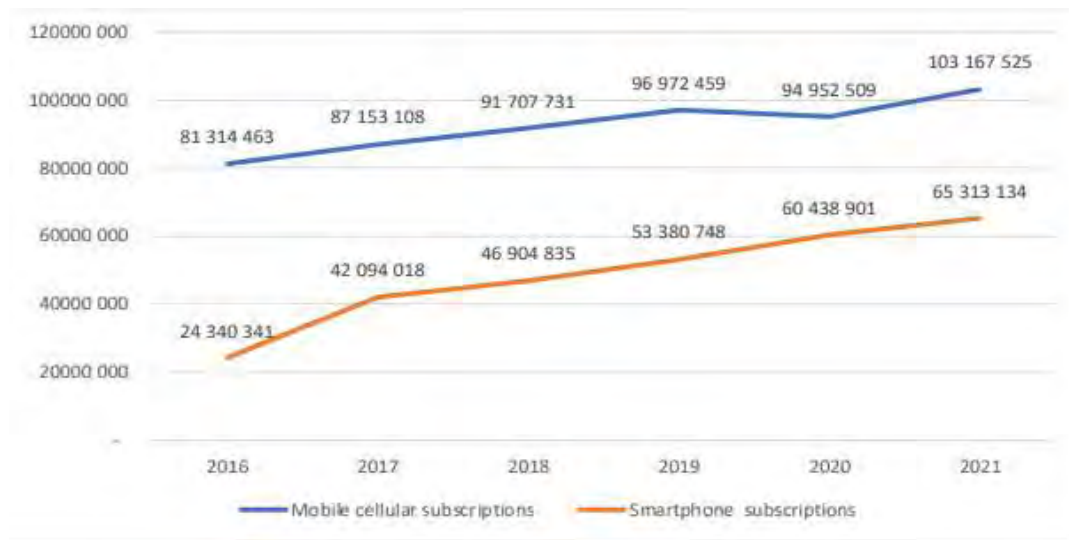
Prepaid subscribers as a percentage of mobile subscribers	83.2 %	81.5 %	82.1 %	82.7 %	82.2 %
3G subscribers as a percentage of mobile subscribers	10.7 %	14.8 %	20.0 %	25.6 %	28.9 %
Mobile broadband subscribers (mid and large screen)	1 272 000	2 053 000	2 743 000	3 589 000	4 170 000
Number of smartphone connections	2 049 000	3 345 000	5 969 000	9 138 000	11 184 000
<b>Mobile ARPU (ZAR per month)</b>	146.43	150.61	140.98	126.58	110.46
USD per month	17.66	20.67	19.61	15.52	13.54
<b>Mobile MoU (minutes per month)</b>	64	71	77	74	73

(Source: Analysys Mason, Economist Intelligence Unit for nominal GDP per capita, 2014)

### Smartphone subscriptions

ICASA defined a smartphone as a mobile phone with advanced features, Wi-Fi connectivity, web browsing capabilities, a high-resolution touchscreen display, and the ability to use apps.

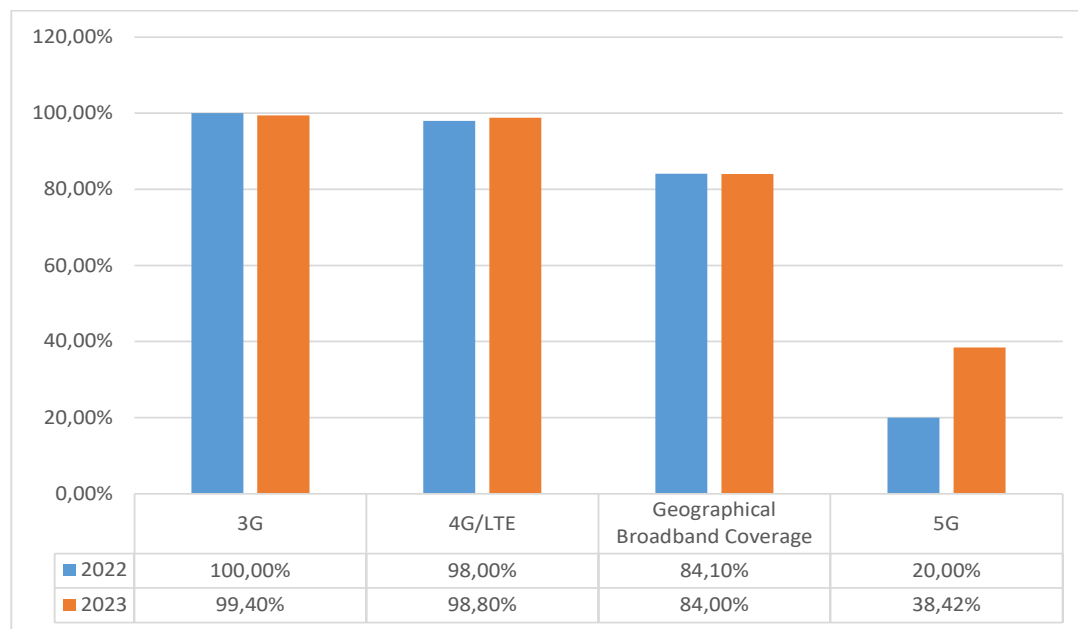
Mobile cellular subscriptions were 94 million in 2020 and 103 million in 2021. Smartphone subscriptions were 60 million in 2020 and 65 million in 2021 as shown in the figure below.



**Figure 18: Mobile and Smart Phone Subscription by 2021**

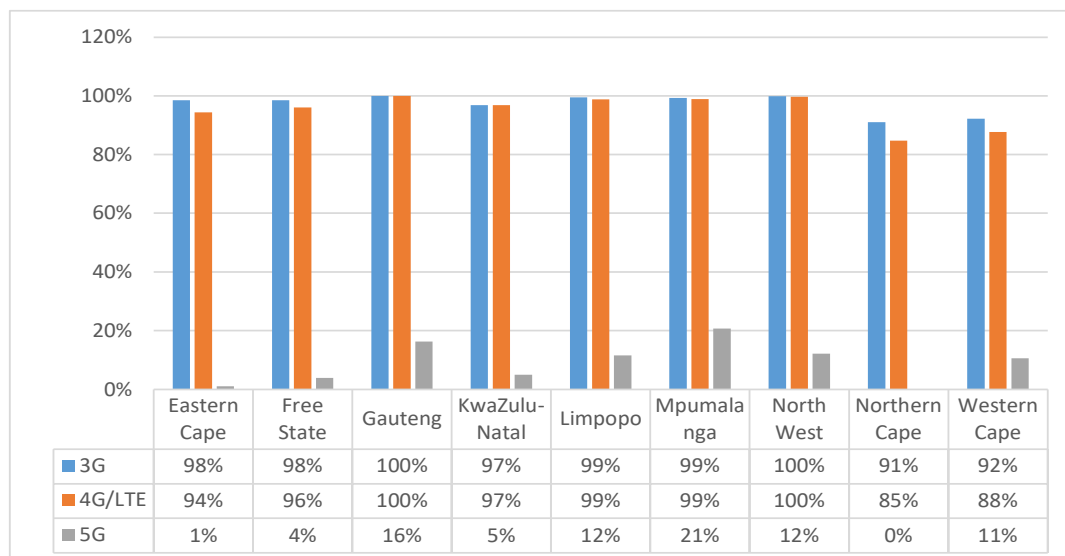
However, cellular subscriptions increased by 1.78% in 2023 and Smartphone<sup>19</sup>. The total number of LTE devices moved from 59 million in 2022 to 65 million in 2023. The continued proliferation of LTE devices is in line with a move to a digital world.

The figure below illustrates the population coverage of 3G, 4G/LTE, and 5G networks in South Africa for both the 2022 and 2023 years. This data provides insights into the extent to which these mobile network technologies have penetrated the country over the specified period. In 2022, 5G coverage stood at 20%, however, by 2023, it surged to 38.42%, marking a substantial increase within a year.



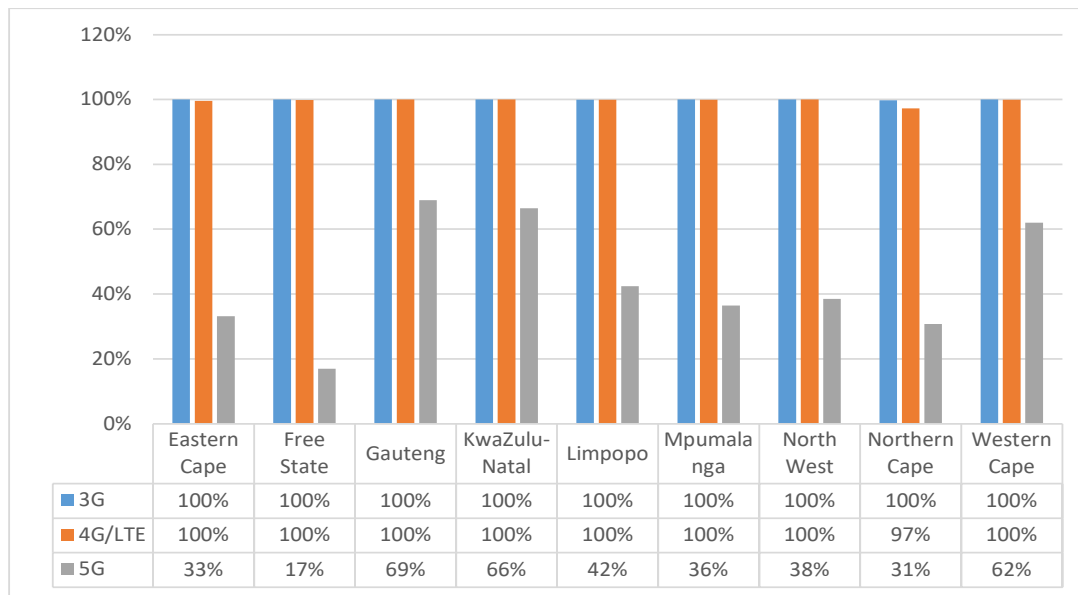
**Figure 19: Population coverage of 3G, 4G/LTE, and 5G Networks.**

In 2023, with respect to 3G and 4G/LTE, all provinces were above 85% coverage as reported by the licensees. In rural areas, only the Northern Cape province did not have 5G coverage in 2023.



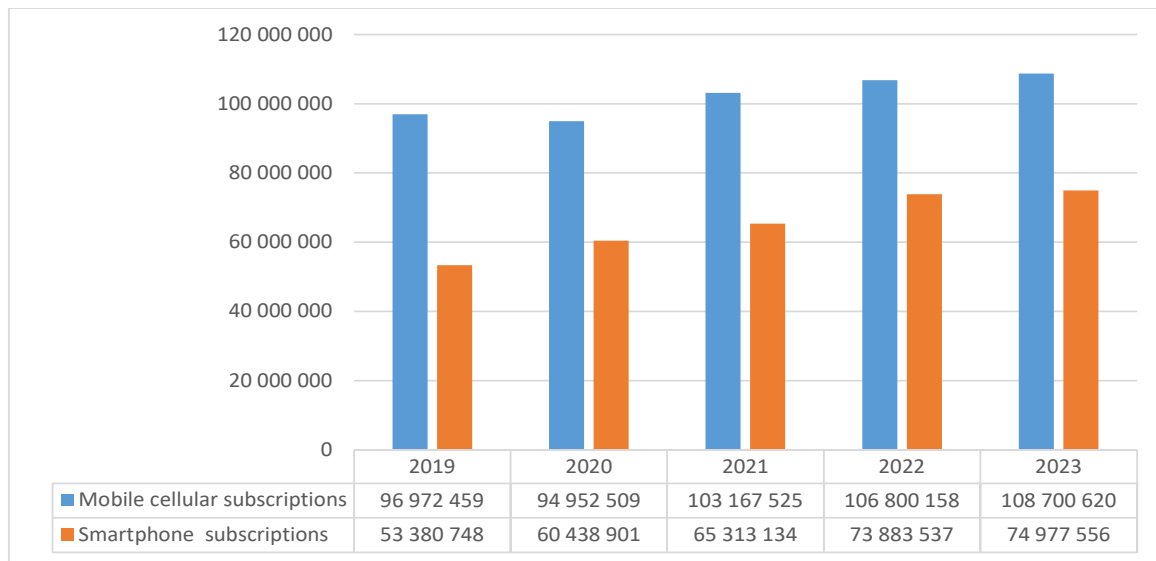
**Figure 20: Rural Population Covered per province in 2023.**

In 2023, with respect to 3G and LTE coverage, all provinces were at (97% to 100%). Gauteng was the highest province with 69% 5G coverage and the Free State province with the lowest at 17% 5G coverage in 2023.



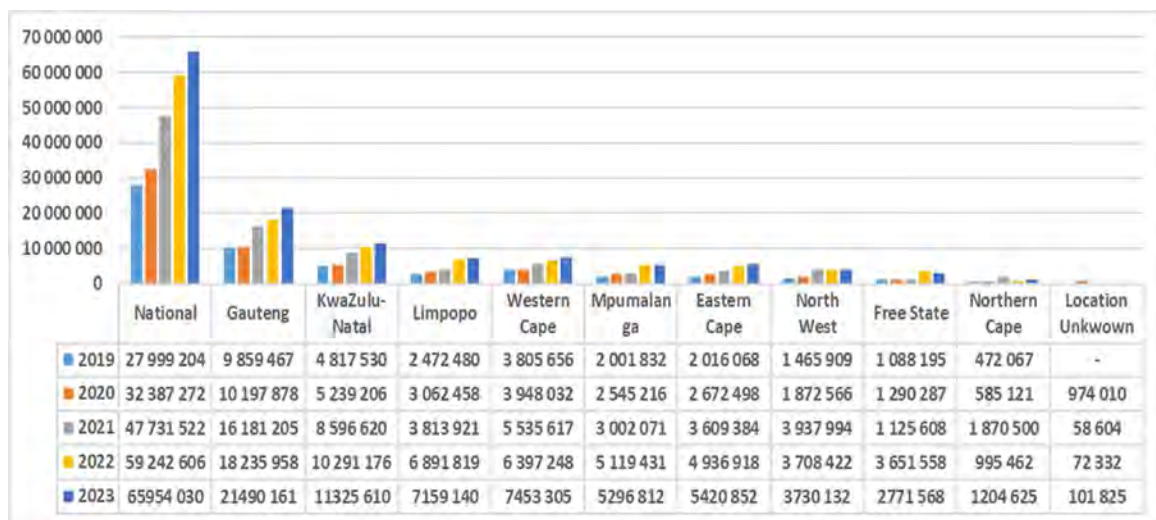
**Figure 21: Urban Population Covered per province in 2023.**

Mobile cellular subscriptions increased by 1.78% in 2023 and Smartphone<sup>20</sup> subscriptions increased by 1.48% for the same period. The increase in smartphone subscriptions means that many people can have constant access to the internet, Global Positionings (GPs) technology, e-commerce, and mobile banking, etc.



**Figure 22: Mobile Cellular and Smartphone Subscriptions, as of 30th September each year.**

The total number of LTE devices moved from 59 million in 2022 to 65 million in 2023. The continued proliferation of LTE devices is in line with a move to a digital world.



**Figure 23: Total number of LTE Devices per Province in 2023**

## 8 IMT ROADMAP

---

The objective of this section is to present the Authority's proposals with regard to radio spectrum plans for broadband services in specific bands.

First, we describe the importance of aligning with IMT in South Africa. Next, we identify the IMT bands targeted in this radio spectrum roadmap. Lastly, we lay out the proposed roadmap for each of the IMT bands considered.

The proposed roadmap for each band is structured to provide useful background information, the options under consideration and, in some cases, the Authority's proposal for the band. For the 450-470 MHz and 876-960 MHz bands, the Authority provides additional feasibility studies for the migrations in the band.

### 8.1 The IMT framework

IMT is the established framework for the international alignment of specifications related to mobile technologies. This section presents the IMT specifications used as a basis for the spectrum roadmap and presents the bands considered currently in South Africa.

IMT and its key features have been defined and outlined in paragraph 3 above.

For the purposes of this report, it is assumed that stakeholders are aware that IMT specifications provide guidance on:

- the specifications that compliant technologies must meet in terms of data rate and mobility; and
- the spectrum bands targeted by the IMT specifications for the deployment of IMT-compatible technologies.

The last IMT specifications were IMT-2000 and IMT-Advanced. IMT-2000 defined the capabilities for so-called 'Third Generation' (3G) mobile communications technology. IMT-Advanced promises the next generation mobile network with high data rates, seamless connectivity, and mobile communication within heterogeneous networks.

The latest IMT specifications are outlined in the IMT-2020 framework which includes specifications for 5G technology. The key specifications for IMT-2020 include:

Enhanced Mobile Broadband (eMBB): Providing significant higher data rates compared to previous generations of networks, supporting applications ultra-high-definition video streaming, virtual reality, and augmented reality.



Ultra-Reliable Low Latency Communication (URLLC): Ensuring ultra-reliable and low latency communication for mission-critical applications such as autonomous vehicles, industrial automation, and remote surgery.

Massive Machine Type Communications (MMTC): Enabling connectivity for a massive number of devices and sensors, supporting applications such as the Internet of Things (IoT), smart cities, and industrial IoT deployments.

The IMT specifications are designed to meet the evolving requirements of mobile communications and support a wide range of uses and applications across various industries.

### **8.1.1 The rationale for alignment with IMT in South Africa**

The primary objective of IMT specifications is to provide a basis for harmonisation worldwide and reduce ecosystem fragmentation in several ways:

- In terms of the technological capability, IMT specifications provide a basis for standards development for systems, such as IEEE and 3GPP, to ensure that the technologies meet those requirements. In South Africa, the IMT specifications provide the Authority and the industry with benchmarks regarding the capabilities to be expected from upcoming technologies.
- In terms of radio spectrum, IMT specifications provide a predictable basis on which to build a roadmap for the introduction of next-generation technologies. IMT specifications support the Authority in making radio spectrum available in a timely manner for the industry in South Africa.

South Africa stands to gain from adhering to a globally harmonised framework in the following areas:

Economies of scale in the production and deployment of mobile technologies, reducing cost for both consumers and industry for standardised products (terminals and network equipment);

- Global Interoperability which ensures that mobile devices and network from different manufactures and operators can communicate seamlessly, allowing for easy roaming and smooth, cross-border co-ordination;
- Regulatory Framework: Aligning with IMT standards provide countries with a well-established regulatory framework for managing spectrum allocations, licensing, and technical requirements to ensure stability for the mobile communications industry;
- Technological and Competitive advantage: By adopting IMT standards, the country will attract investments, foster innovation, competition, and economic growth in the telecommunication sector;
- Smoother cross-border co-ordination; and

- Easy roaming within the region where harmonisation is implemented.

It is important to note that the adoption of IMT need not result unconditionally in the displacement of other existing uses of spectrum. In certain cases, radio spectrum sharing with other technologies is feasible. However, it is in South Africa's interest to adopt IMT specifications fully, wherever feasible, and to manage the IMT radio spectrum bands. In any case, the Authority performs feasibility studies in cases where the benefits of allocating spectrum exclusively to IMT services are not straightforward.

In South Africa, it is important to align with IMT specifications in order to take advantage of worldwide standards, technologies, and services.

In general, it is desirable to assign long-term IMT bands, so operators, network solution vendors and terminal manufactures have sufficient time to exploit synergies in harmonised designs. Globally harmonised frequency arrangements in the bands identified for IMT will reduce the overall cost of IMT networks and terminals by providing economies of scale, and facilitating deployment and cross-border co-ordination, roaming, etc.

### 8.1.2 IMT bands previously identified.

The following bands have been identified before by the ITU for use by IMT-compatible standards in the Radio Regulations (RR) "Edition of 2012".<sup>21</sup>

In the rest of this document, IMT designations of spectrum bands are used interchangeably with the actual frequency ranges. For instance, IMT450 refers to the frequency band extending from 450 MHz to 470 MHz.

**Table 12: IMT roadmap: (summary)**

IMT bands		Paired configuration (FDD)	Unpaired configuration (TDD)
IMT-Designation	IMT-Range		
IMT450	450-470 MHz	D12 - 2×5 MHz (450-455 & 460-465) D13- 2×5 MHz (451-456 & 461-466)	

<sup>21</sup> <http://www.itu.int/pub/R-REG-RR-2012>.

		D14 - 2×5 MHz (452.5-457.5 & 462.5-467.5)	D8 - 20 MHz (450-470)  In accordance with latest draft revision
IMT700	694-790 (or 806) MHz	2×45 MHz or 2×30 MHz + 2×3 MHz	
IMT750	733-758 MHz		22 MHz (option 3 with 2×6 MHz guard bands)  25 MHz (option 2 with 2×5 MHz guard bands)  15 MHz (option 1 with 2×5 MHz guard bands)
IMT800	791-862 MHz	2×30 MHz  (reverse uplink-downlink)	
IMT850	825-830// 870-875 MHz <sup>22</sup>	2×5 MHz	
IMT900	880-960 MHz	2×35 MHz	
GSM900-R	876-880// 921-925 MHz	2×4 MHz GSM-R	
IMT1800	1710-1880 MHz	2×75 MHz	
IMT1900	1880-1920 MHz		1 x 40 MHz
IMT2100	1920-2170 MHz	2×60 MHz	
IMT2300	2300-2400 MHz		100 MHz

<sup>22</sup> Adjusted to allow coexistence with GSM-R (with no guard band to SRD's)

IMT2600	2500-2690 MHz	2×70 MHz (Current arrangement) Current assignment to be revised	50 MHz including 2×5 MHz guard bands
IMT3500	3400-3600 MHz		200 MHz <sup>23</sup>
<b>All IMT</b>		<b>2×355 MHz</b>	<b>370 MHz</b>

These bands will be discussed in more detail in the following sections.

The figure below gives an overview of spectrum usage in South Africa in 2025:

---

<sup>23</sup> This may include maximum 20 MHz for a 'managed spectrum park'.

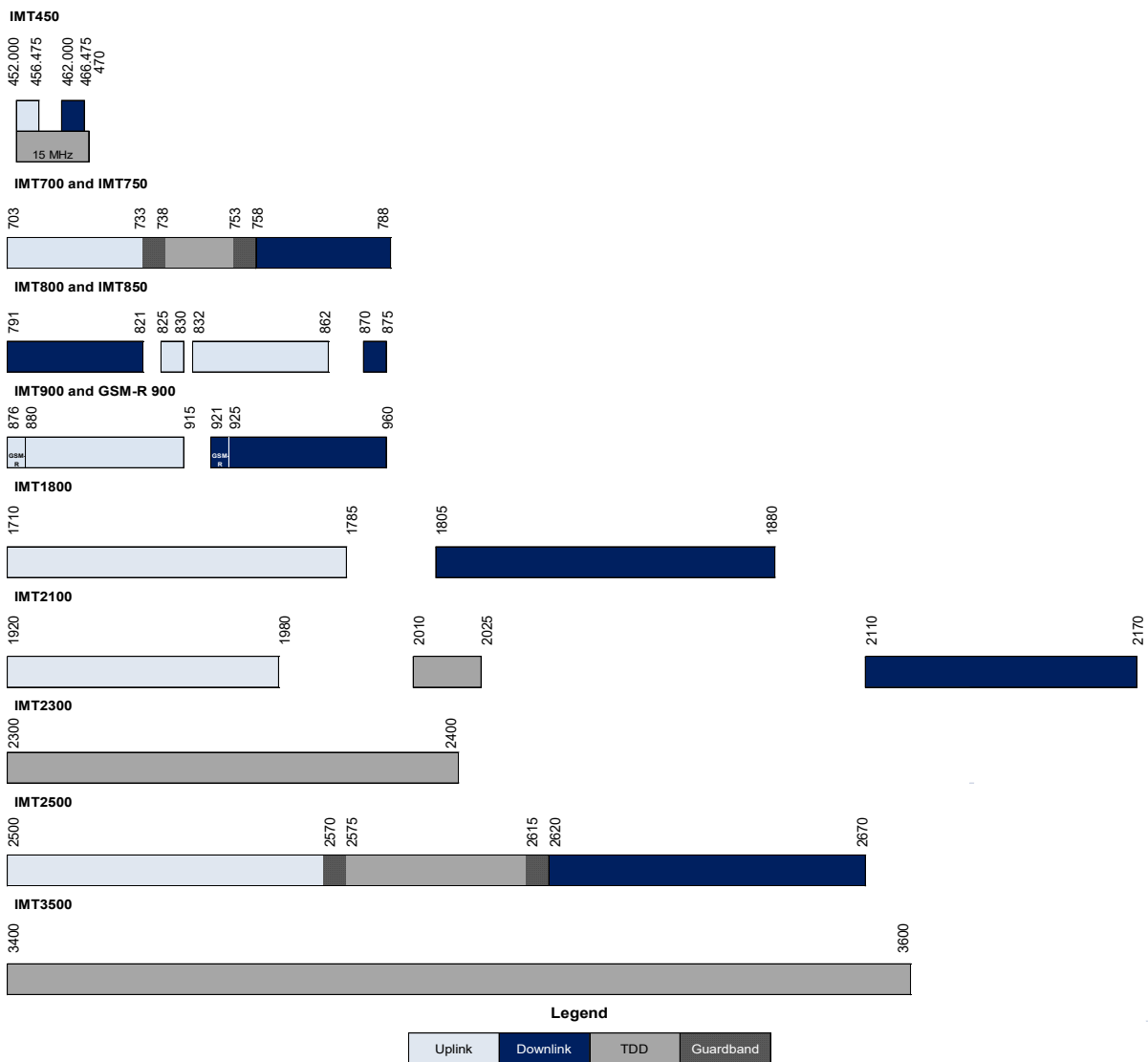


Figure 24: IMT Spectrum Usage in SA (2025)

## 8.2 Guard bands.

Guard bands refer to specific frequency ranges that are intentionally left unused or unallocated between adjacent frequency bands or channels to prevent interference, minimise adjacent channel interference, facilitate spectrum sharing, and support future expansion. In order to define the possibilities of any co-existing scenario of IMT with existing technologies and applications, the minimum required guard bands and potential other intelligent interference suppression options have to be investigated properly.

The following summary is based on results of the European Conference of Postal and Telecommunications Administrations (CEPT) Report 41; “Compatibility between LTE and WiMAX

operating within the bands 880-915 MHz / 925-960 MHz and 1710-1785 MHz / 1805-1880 MHz (900/1800 MHz bands) and systems operating in adjacent bands”.

- Introducing LTE and WiMAX to the 900 and 1800 MHz bands should not cause any additional impact on adjacent services. In general, there is no need of an additional guard band between LTE/WiMAX 900 and GSM-R whatever the channelisation or bandwidth considered for LTE/WiMAX 900. ECC Report 096 concludes that a carrier separation of 2.8 MHz or more between the UMTS carrier and the nearest GSM-R carrier is sufficient. For LTE/ WiMAX 900, the frequency separation between the nearest GSM-R channel centre frequency and LTE/WiMAX channel edge should be at least 300 kHz.
- The LTE/WiMAX user equipment (UE) transmitting power is relatively limited. By considering that the minimum coupling loss (MCL) between the user equipment and E-GSM-R base station is relatively large compared with the MCL between LTE/WiMAX base station and GSM-R train-mounted mobile stations, and since the user equipment is moving, the interference from LTE/WiMAX user equipment to E-GSM-R mobile stations should not lead to harmful interference. The same holds for PMR/PAMR mobile stations.
- The worst interference case is that from E-GSM-R base station to LTE/WiMAX base station. The utilisation of interference mitigation techniques should be assessed in order to protect the LTE/WiMAX 900 base stations efficiently.
- The interference from Public Mobile Radio (PMR)/Public Access Mobile Radio (PAMR) (CDMA PAMR, Terrestrial Trunked Radio (TETRA)) base stations operating at frequencies above 915 MHz will cause receiver desensitisation of LTE/WiMAX 900 base stations operating below 915 MHz. In order to protect LTE/WiMAX900 base stations, the use of interference-mitigation techniques is necessary:
  - Reduced PMR/PAMR BS transmission power;
  - Spatial separation by co-ordination between operators;
  - External filters applied to the PMR/PAMR base stations; and
  - Sufficient guard band between the 900 MHz mobile allocation and the first PMR/PAMR channel in use. *ECC041 assumed >2 MHz separation between GSM-uplink and CDMA-downlink.*
- It is more likely that a combination of these interference-mitigation techniques should be used in order to ensure the compatibility of LTE/WiMAX 900 operating below 915 MHz and PMR/PAMR (CDMA PAMR, TETRA) operating above 915 MHz.

- LTE/WiMAX base stations to Digital Enhanced Cordless Communications (DECT) base stations / mobile stations: It can be concluded that the interference created by the LTE/WiMAX1800 system would be similar to the interference created by GSM1800. No guard band is therefore required between LTE/WiMAX 1800 and DECT allocations, provided that DECT is able to properly detect interference on the closest DECT carriers.
- The results in ITU-R M.2110 (Table 13 ) indicate that co-existence between CDMA450 base stations and the various fixed and mobile service base stations may be a challenge even with the use of significant filtering to provide the required attenuation. While the separation distance between the two systems is significantly reduced, if a filter at the CDMA450 base station receiver can provide at least 60-70 dB rejection of the unwanted emissions, the value of the separation distance may be significant to permit co-existence in a few cases. Other possible mitigation measures are available that could be used to decrease the possibility of harmful interference even further, such as the use of guard bands and/or disabling of one or more CDMA450 carriers.
- The same holds for BS to MS interference suppression of 60-80 dB or guard band.

**Table 13: ITU-R M2110: CDMA separation distances (BS-BS case) in 450-470 MHz**

Fixed and mobile systems	CDMA450 base station	
	Separation distance	Separation distance/ filtering
FM	21.45 km	1 km / 60 dB
TETRA	25.6 km	1 km / 60 dB
NMT	49.14 km	1 km / 70 dB
Trunked land mobile systems – analogue FM	43.14 km	1 km / 70 dB
Trunked land mobile systems – digital/C4FM	38.6 km	1 km / 70 dB
Trunked land mobile systems – digital/ BPSK / QPSK/ 8-PSK/ 16-QAM	112 km	3 km / 70 dB

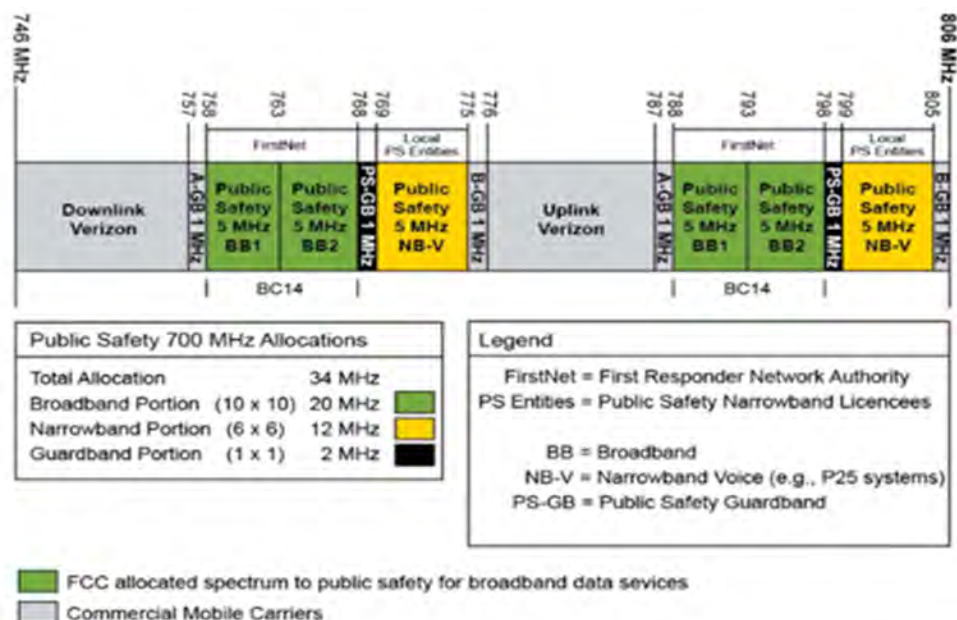
- The results of broadcasting systems with CDMA450 (**Table 14**) indicate that broadcasting base stations and CDMA450 base / mobile stations can successfully operate in adjacent spectrum, if the unwanted and spurious emissions from the broadcasting base stations can be reduced. Reducing the

unwanted emissions by 60 dB will enable successful sharing between the broadcasting base stations and the CDMA450 base/mobile stations.

**Table 14: Results of study of interference of broadcasting systems with CDMA 450**

Broadcasting system typical transmit power	CDMA450 base station		CDMA450 mobile station	
	Distance	Distance/filtering	Distance	Distance/filtering
2 kW ERP	43.7 km	< 1 km/ 60 dB	20.3 km	< 1 km/ 40 dB
15 kW ERP	59.8 km	1.2 km/ 60 dB	31 km	< 1 km/ 60 dB
1 MW ERP	92 km	3.9 km/ 60 dB	49.9 km	<1 km/ 60 dB

- As seen in 8, in the US-700 MHz band, the guard bands between the narrowband voice system and the broadband LTE system are chosen at 1 MHz each. There was no detailed interference evaluation found so far, therefore, it may be a regulatory definition with special safety margin, which might be reduced with time/experience. Due to improved propagation effects in 450 MHz relative to 700 MHz, any guard band in 700 MHz would have to be larger in 450 MHz. So, 1 MHz guard band is also used in 450 MHz until actual studies may prove lower margins.



**Figure 25: Public safety spectrum allocation in US-700 MHz band.**



Based on the results above, general guard band values can be applied to other bands, which should be considered in the IMT roadmap channelling exercise:

- Guard band between GSM and LTE or UMTS: >300 kHz; and
- Guard band between TETRA, CDMA, or other narrowband systems to LTE or UMTS: >1 MHz.

#### Conclusions

- The Authority's decision was for Liquid Telecom's assignment to be adjusted to 825-830 MHz paired with 870-875 MHz.
  - The Authority took the necessary measures to ensure coexistence between CDMA850 and GSM-R, i.e. amend assignments as appropriate and ensure coordination.
- The long-term solution was for Liquid Telecom to cease using this band for CDMA.
  - Consideration 2 and Consideration 3 indicate a long-term solution when CDMA850 has ceased and an (LTE) IMT850 band is deployed. With migration from deployed GSM-R to LTE-R, consideration needs to be made of an intermediate step of 2×3 MHz LTE first to ensure dual illumination and 2×5 MHz LTE in the final step. Further coexistence with GSM-R with about 4 MHz guard band still has to be investigated but is not expected herein.

#### LTE R Considerations

*In the long term, one future usage of the IMT850-band could be LTE-R with 2×5 MHz along the current GSM-R coverage and beyond. Equipment installed for GSM-R could be prolonged by transferring it to LTE-R (notably when unified SingleRAN equipment has been deployed). Potential coexistence scenarios with GSM-R could be developed and investigated, e.g. 2×1 MHz GSM-R might remain for operational critical voice-based services, while the broadband services to the trains would be handled via LTE850.*

*IMT850 for LTE-R would be more favourable than the GSM-R band because of the existing ecosystem for IMT850, while LTE within current GSM-R bands would face the problem that there is less than 2×5 MHz bandwidth and a probable lack of terminals. IMT850 could be implemented in most commercially available terminals which would be an advantage for IMT850 relative to IMT450 until the availability of IMT450-terminals builds up.*

*IMT450 could also be used for LTE-broadband services along the lines to serve customer demands via Wi-Fi-connectivity within the trains. The existing antennas might be reused as IMT450-terminal-antennas.*

*This option could be of relevance to the railway operators.*

- The Final Radio Frequency Spectrum Assignment Plan for the frequency band 450 MHz to 470 MHz in Government Gazette Number 48353 (Notice 3246 of 2023), in terms of Regulation 3 of the Radio Frequency Spectrum Regulations, 2015, read with Regulation 5 of the Radio Frequency Migration Regulations, 2013, and the International Mobile Telecommunications (IMT) Roadmap 2014 and 2019.
- The Final Radio Frequency Spectrum Assignment Plan for the frequency band 825 MHz to 830 MHz and 870 MHz to 875 MHz was published in Government Gazette Number 48353 (Notice 3245 of 2023), in terms of Regulation 3 of the Radio Frequency Spectrum Regulations, 2015, read with Regulation 5 of the Radio Frequency Migration Regulations, 2013, and the International Mobile Telecommunications (IMT) Roadmap 2014 and 2019.

### **8.3 1700-2290 MHz band**

The key proposals in this band include an extension of the IMT-2100 band, the migration of fixed links into the band and the introduction of fixed broadband where feasible.

First, the various positions of the regulatory or standards bodies such as the ITU, CRASA and the Authority are presented. Next, the action items of the FMP initiated by the Authority are restated. Finally, the Authority presents its proposals for various sub-bands in the 1700-2290 MHz band.

#### **8.3.1 ITU Position on 1700-2290 MHz**

According to ITU Recommendation ITU-R M.1036-5 (10/2015), the recommended frequency arrangements for implementation of IMT in the band 1710-2200 MHz are summarised in Table 15: Frequency arrangements in the band 1710-2200 MHz

Frequency arrangements	Paired arrangements				Un-paired arrangements (e.g. for TDD) (MHz)
	Mobile station transmitter (MHz)	Centre gap (MHz)	Base station transmitter (MHz)	Duplex separation (MHz)	
D1	450.000-454.800	5.2	460.000-464.800	10	None
D2	451.325-455.725	5.6	461.325-465.725	10	None
D3	452.000-456.475	5.525	462.000-466.475	10	None
D4	452.500-457.475	5.025	462.500-467.475	10	None
D5	453.000-457.500	5.5	463.000-467.500	10	None
D6	455.250-459.975	5.275	465.250-469.975	10	None
D7	450.000-457.500	5.0	462.500-470.000	12.5	None
D8					450-470 TDD
D9	450.000-455.000	10.0	465.000-470.000	15	457.500-462.500 TDD
D10	451.000-458.000	3.0	461.000-468.000	10	None
D11	450.500-457.500	3.0	460.500-467.500	10	None

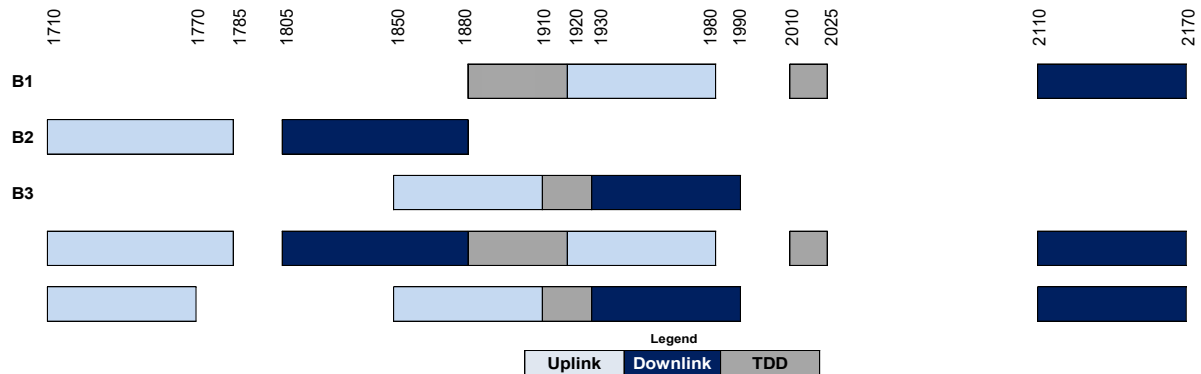


Figure 26: Frequency arrangements in the 1710-2200 MHz band.

**Table 15: Frequency arrangements in the band 1710-2200 MHz**

Frequency arrangements	Paired arrangements				Un-paired arrangements (e.g. for TDD) (MHz)
	Mobile station transmitter (MHz)	Centre gap (MHz)	Base station transmitter (MHz)	Duplex separation (MHz)	
D1	450.000-454.800	5.2	460.000-464.800	10	None
D2	451.325-455.725	5.6	461.325-465.725	10	None
D3	452.000-456.475	5.525	462.000-466.475	10	None
D4	452.500-457.475	5.025	462.500-467.475	10	None
D5	453.000-457.500	5.5	463.000-467.500	10	None
D6	455.250-459.975	5.275	465.250-469.975	10	None
D7	450.000-457.500	5.0	462.500-470.000	12.5	None
D8					450-470 TDD
D9	450.000-455.000	10.0	465.000-470.000	15	457.500-462.500 TDD
D10	451.000-458.000	3.0	461.000-468.000	10	None
D11	450.500-457.500	3.0	460.500-467.500	10	None

NOTE 1 – The number of frequency arrangements given in Table 2 reflects the fact that administrations have had to accommodate incumbent operations, while for example maintaining a common uplink/downlink structure (uplink in the lower 10 MHz, downlink in the upper 10 MHz) for FDD arrangements.

NOTE 2 – Arrangements D7, D8 and D9 can be implemented by administrations that have the whole 450-470 MHz band available for IMT. Arrangement D8 can also be implemented by administrations having only a subset of the band available for IMT.

A new "PRELIMINARY DRAFT REVISION OF RECOMMENDATION ITU-R M.1036-5" has just been published by WP5D.

### 8.3.2 SADC frequency arrangement on 1700-2290 MHz

The SADC Frequency Allocation Plan (**Error! Reference source not found.**) proposes allocating the 1 700-2290 MHz to Fixed Links (single frequency), IMT, IMT (Terrestrial), IMT (Satellite), FWA, and BFWA.

The 1700-2290 MHz band is currently used for fixed, mobile, mobile-satellite, meteorological-satellite, and space operation systems in various SADC countries.

The SADC FAP recognises that frequency channelisation of several key frequency bands must be developed and preferably harmonised throughout the SADC region. The frequency bands used for IMT,

Broadband Fixed Wireless Access (BFWA), PTP microwave systems, etc. will be considered. Channelling plans will be added to the SADC band plan in future.

**Table 16: SADC Frequency Allocation Plan 1700-2290 MHz**

<b>ITU-Region allocations and footnotes</b>	<b>1 and</b>	<b>SADC common allocation/s and relevant ITU footnotes</b>	<b>SADC proposed common sub- allocations / utilisation</b>	<b>Additional information</b>
<b>1 700-1 710 MHz</b> FIXED METEOROLOGICAL– SATELLITE (space-to-Earth) MOBILE except aeronautical mobile 5.289 5.341		<b>1 700-1 710 MHz</b> FIXED METEOROLOGICAL– SATELLITE (space-to-Earth) MOBILE except aeronautical mobile 5.289 5.341	Fixed links (single frequency)	
<b>1 710-1 930 MHz</b> FIXED MOBILE 5.384A 5.388A 5.388B 5.149 5.341 5.385 5.386 5.387 5.388		<b>1710 – 1930 MHz</b> FIXED MOBILE 5.384A 5.388A 5.388B 5.149 5.341 5.385 5.388	1 710-1 785 MHz IMT	IMT
			1785-1805 MHz BFWA	
			1 805-1 880 MHz IMT	Paired with 1710- 1785 MHz.
			1 880-1 900 MHz FWA Cordless telephone	
			1 900-1 920 MHz	

		FWA IMT (terrestrial)	
<b>1930 – 1980 MHz</b> FIXED MOBILE 5.388A 5.388B 5.388	<b>1930 – 1980 MHz</b> FIXED MOBILE 5.388A 5.388B 5.388	1920-1980 MHz IMT (terrestrial)	Paired with 2170 – 2200 MHz.  The development of satellites for IMT services to be monitored
<b>1970 – 1980 MHz</b> FIXED MOBILE 5.388A 5.388B 5.388	<b>1970 – 1980 MHz</b> FIXED MOBILE 5.388A 5.388B 5.388		
<b>2 010-2 025 MHz</b> FIXED MOBILE 5.388A 5.388B 5.388	<b>2 010-2 025 MHz</b> FIXED MOBILE 5.388A 5.388B 5.388	IMT terrestrial (2010 – 2025 MHz)	TDD
<b>2110 – 2120 MHz</b> FIXED MOBILE 5.388A5.388B SPACE RESEARCH (deep space) (Earth-to-space) 5.388	<b>2110 – 2120 MHz</b> MOBILE 5.388A5.388B SPACE RESEARCH (deep space) (Earth-to-space) 5.388	IMT (terrestrial) (2110- 2170 MHz)	Paired with 1920- 1980 MHz
<b>2120 – 2160 MHz</b> FIXED	<b>2120 – 2160 MHz</b> MOBILE 5.388A 5.388B 5.388		

MOBILE 5.388A 5.388B 5.388			
<b>2160 – 2170 MHz</b> FIXED MOBILE 5.388A 5.388B 5.388	<b>2160 – 2170 MHz</b> MOBILE 5.388A 5.388B 5.388		
<b>2 170-2 200 MHz</b> FIXED MOBILE MOBILE-SATELLITE (space-to-Earth) 5.351A 5.388 5.389A 5.389F	<b>2 170-2 200 MHz</b> MOBILE MOBILE-SATELLITE (space-to-Earth) 5.351A 5.388 5.389A 5.389F	IMT (satellite) (2170- 2200 MHz)	Paired with 1980- 2010 MHz. The development of satellites for IMT services to be monitored.
<b>2 200-2 290 MHz</b> SPACE OPERATION (space-to-Earth) (space- to-space) EARTH EXPLORATION – SATELLITE (space-to- Earth) (space-to-space) FIXED MOBILE 5.391 SPACE RESEARCH (space-to-Earth) (space- to-space) 5.392	<b>2 200-2 290 MHz</b> SPACE OPERATION (space-to-Earth) (space- to-space) EARTH EXPLORATION – SATELLITE (space-to- Earth) (space-to-space) FIXED SPACE RESEARCH (space-to-Earth) (space- to-space) 5.392	Fixed links (2025- 2110 MHz paired with 2200- 2285 MHz) BFWA (2 285-2 300 MHz)	Radio Frequency channel arrangement according to ITU-RF. 1098.

*Footnotes:*

5.384 *Additional allocation: in India, Indonesia and Japan, the band 1700-1710 MHz is also allocated to the space research service (space to Earth) on a primary basis. (WRC-97).*

5.384A *The bands, or portions of the bands, 1710-1885 MHz, 2300-2400 MHz, and 2500-2690 MHz, are identified for use by administrations wishing to implement International Mobile Telecommunications (IMT) in accordance with Resolution 223 (Rev.WRC-07). This identification does not preclude the use of these bands by any application of the services to which they are allocated and does not establish priority in the Radio Regulations. (WRC-07)*

5.385 *Additional allocation: the band 1718.8-1722.2 MHz is also allocated to the radio astronomy service on a secondary basis for spectral line observations. (WRC-2000)*

5.386 *Additional allocation: the band 1750-1850 MHz is also allocated to the space operation (Earth-to-space) and space research (Earth-to-space) services in Region 2, in Australia, Guam, India, Indonesia and Japan on a primary basis, subject to agreement obtained under No.9.21, having particular regard to troposcatter systems. (WRC-03)*

5.387 *Additional allocation: in Belarus, Georgia, Kazakhstan, Kyrgyzstan, Romania, Tajikistan and Turkmenistan, the band 1770-1790 MHz is also allocated to the meteorological-satellite service on a primary basis, subject to agreement obtained under No.9.21. (WRC-12)*

5.388A *In Regions 1 and 3, the bands 1885-1980 MHz, 2010-2025 MHz, and 2110-2170 MHz and in Region 2, the bands 1885-1980 MHz and 2110-2160 MHz may be used by high altitude platform stations as base stations to provide International Mobile Telecommunications (IMT), in accordance with Resolution 221 (Rev.WRC-07). Their use by IMT applications using high altitude platform stations as base stations does not preclude the use of these bands by any station in the services to which they are allocated and does not establish priority in the Radio Regulations. (WRC-12)*

5.388B *In Algeria, Saudi Arabia, Bahrain, Benin, Burkina Faso, Cameroon, Comoros, Côte d'Ivoire, China, Cuba, Djibouti, Egypt, United Arab Emirates, Eritrea, Ethiopia, Gabon, Ghana, India, Iran (Islamic Republic of), Israel, Jordan, Kenya, Kuwait, Libya, Mali, Morocco, Mauritania, Nigeria, Oman, Uganda, Pakistan, Qatar, the Syrian Arab Republic, Senegal, Singapore, Sudan, South Sudan, Tanzania, Chad, Togo, Tunisia, Yemen, Zambia and Zimbabwe, for the purpose of protecting fixed and mobile services, including IMT mobile stations, in their territories from co-channel interference, a high altitude platform station (HAPS) operating as an IMT base station in neighbouring countries, in the bands referred to in No. 5.388A, shall not exceed a co-channel power flux-density of  $-127 \text{ dB(W/(m}^2 \cdot \text{MHz))}$  at the Earth's surface outside a country's borders unless*



*explicit agreement of the affected administration is provided at the time of the notification of HAPS.(WRC-12)*

*5.389A The use of the bands 1980-2010 MHz and 2170-2200 MHz by the mobile-satellite service is subject to coordination under No. 9.11A and to the provisions of Resolution 716 (Rev.WRC-2000)<sup>24</sup>.(WRC-07)*

*5.389B The use of the band 1980-1990 MHz by the mobile-satellite service shall not cause harmful interference to or constrain the development of the fixed and mobile services in Argentina, Brazil, Canada, Chile, Ecuador, the United States, Honduras, Jamaica, Mexico, Peru, Suriname, Trinidad, and Tobago, Uruguay, and Venezuela.*

*5.389C The use of the bands 2010-2025 MHz and 2160-2170 MHz in Region 2 by the mobile-satellite service is subject to co-ordination under No.9.11A and to the provisions of Resolution 716 (Rev.WRC-2000)<sup>25</sup>.(WRC-07)*

*5.389E The use of the bands 2010-2025 MHz and 2160-2170 MHz by the mobile-satellite service in Region 2 shall not cause harmful interference to or constrain the development of the fixed and mobile services in Regions 1 and 3.*

*5.389F In Algeria, Benin, Cape Verde, Egypt, Iran (Islamic Republic of), Mali, Syrian Arab Republic and Tunisia, the use of the bands 1 980-2 010 MHz and 2 170-2 200 MHz by the mobile-satellite service shall neither cause harmful interference to the fixed and mobile services, nor hamper the development of those services prior to 1 January 2005, nor shall the former service request protection from the latter services. (WRC-2000)*

*5.391 In making assignments to the mobile service in the bands 2025-2110 MHz and 2200-2290 MHz, administrations shall not introduce high-density mobile systems, as described in Recommendation ITU-R SA.1154 and shall take that Recommendation into account for the introduction of any other type of mobile system. (WRC-97)*

*5.392 Administrations are urged to take all practicable measures to ensure that space-to-space transmissions between two or more non-geostationary satellites, in the space research, space operations and Earth exploration-satellite services in the bands 2025-2110 MHz and 2200-2290 MHz, shall not impose any constraints on Earth-to-space, space-to-Earth and other space-to-space transmissions of those services and in those bands between geostationary and non-geostationary satellites.*

<sup>24</sup> Note by the Secretariat: This Resolution was revised by WRC-12.

<sup>25</sup> *Ibid.*

### 8.3.3 Radio Frequency Migration Plan for 1700-2290 MHz

With the 1700-2290 MHz band, the objectives of the Radio Frequency Migration Plan are to:

- Retain existing allocations for fixed links and migrate in fixed links from other bands; and
- If coexistence between broadband wireless access and point-to-point services is not possible, BFWA could be implemented in areas without PTP links.

The table below is the summary of the Authority's Frequency Migration Plan as it relates to the 2025 – 2110 paired with 2200 – 2285 MHz.

**Table 17: SA Frequency Migration Plan 2015-2285 MHz**

Frequency Band (MHz)	Allocation in NRFP 2013 (Applications)	Proposed Utilisation/ Applications	Notes on migration/ usage
2025 – 2110 paired with 2200 – 2285	FIXED (Fixed links)	Fixed Links (DF) BFWA (New ICASA proposal)	Develop RFSAP with consideration to Utilisation of fixed links. Migration of fixed links (DF) from other bands Potential to allocate for BFWA – but only where there is no interference problem with PTP links

CRASA's preferred channel arrangement for the 2 GHz band (2025-2110 MHz paired with 2200-2285 MHz) is the same as the one in Annexure 1 to ITU-R Recommendation F.1098. The 2 GHz band has technical and economic advantages for low-capacity digital systems, including, for example, the provisioning of fixed links that operate over long distances. The RF channel arrangement in Annexure

1 of Recommendation ITU-R F.1098 provides for 6 return channels of 14 MHz each. These channels can be further subdivided into channels of 7 MHz, 3.5 MHz, or 1.75 MHz, depending on the system capacity requirements. The centre frequencies for RF channels in the 2 GHz band based on channels of 14 MHz are indicated in the table below.

The proposed RF channel centre frequencies for the 2 GHz band (using 14 MHz channels) are:

**Table 18: CRASA channelling plan for 2025-2290 MHz**

<b>Channel no.</b>	<b>Centre frequency</b>	<b>Channel no.</b>	<b>Centre frequency</b>
<b>1</b>	2032.5 MHz	<b>1'</b>	2207.5 MHz
<b>2</b>	2046.5 MHz	<b>2'</b>	2221.5 MHz
<b>3</b>	2060.5 MHz	<b>3'</b>	2235.5 MHz
<b>4</b>	2074.5 MHz	<b>4'</b>	2249.5 MHz
<b>5</b>	2088.5 MHz	<b>5'</b>	2263.5 MHz
<b>6</b>	2102.5 MHz	<b>6'</b>	2277.5 MHz

### 8.3.4 Current usage of the 1700-2290 MHz band in South Africa

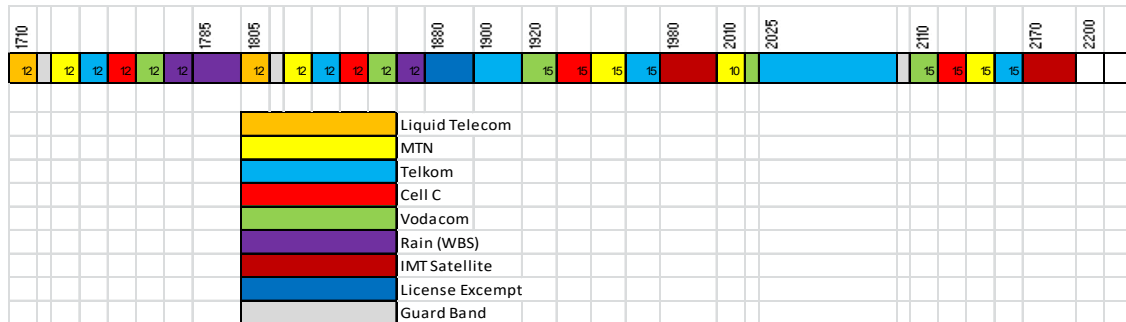


Figure 27: Current assignments with 1700-2200 MHz.

#### 8.3.4.1 Usage of paired IMT spectrum in the 1700-2290 MHz band

In South Africa, the operators use the IMT1800 for  $2 \times 75$  MHz from 1710-1880 MHz for 6 operators, with each having  $2 \times 12$  MHz. There are also 4 operators who already have UMTS 2100 FDD spectrum of  $2 \times 15$  MHz each.

#### 8.3.4.2 Usage of unpaired IMT spectrum in the 1700-2290 MHz band

The TDD bands 2010-2025 are currently assigned to MTN (10 MHz) and Vodacom (5 MHz). The neighbouring band 2025-2100 MHz is sparsely used by PTP-links.

The TDD band from 1880-1900 MHz is licence-exempt. And used for DECT cordless telephones and DECT WLL, the band 1900 to 1920 MHz is exclusively used by Telkom for MGW and eMGW FWA systems. The guard band of 5 MHz from 1915-1920 MHz is free.

### 8.3.5 Proposal for extension of IMT2100

IMT2100 may be delayed due to reduced terminal availability. Depending on the traffic requirements for GSM per operator and the increased IMT data demands due to higher IMT-terminal penetration, the opportunity to migrate to broadband IMT (i.e. LTE) may be possible in one or two steps, for example,  $2 \times 5$  MHz. At later stages, the Universal Mobile Telecommunications System (UMTS) will also be migrated to broadband IMT.

The IMT2100 band currently consists of a  $2 \times 60$  MHz spectrum in 1920-1980 MHz paired with 2110-2170 MHz. The Authority proposes to extend this band by  $2 \times 30$  MHz at the top end of the current

IMT2100 band. This band is currently foreseen as an IMT-satellite. The consolidated IMT2100 band would, therefore, be 1920-2010 MHz paired with 2110-2200 MHz (see figure below).

This extension of the IMT2100 band would push the paired portion of IMT2100 right against the unpaired portion of the band that extends from 2010 MHz to 2025 MHz. A guard band of 5 MHz is typically required between adjacent paired and unpaired IMT bands. Therefore, the first 5 MHz of the 10 MHz assigned to MTN from 2010 MHz to 2015 MHz could be used as a guard band. The band 2015-2025 MHz could remain usable for IMT TDD but might be reassigned to 10 MHz for one user. MTN and Vodacom might be willing to change the unused TDD spectrum for the new FDD spectrum. These new TDD bands from 1885-1915 MHz plus guard bands and 2015-2025 MHz might be assigned to a TDD wholesale operator/consortium.

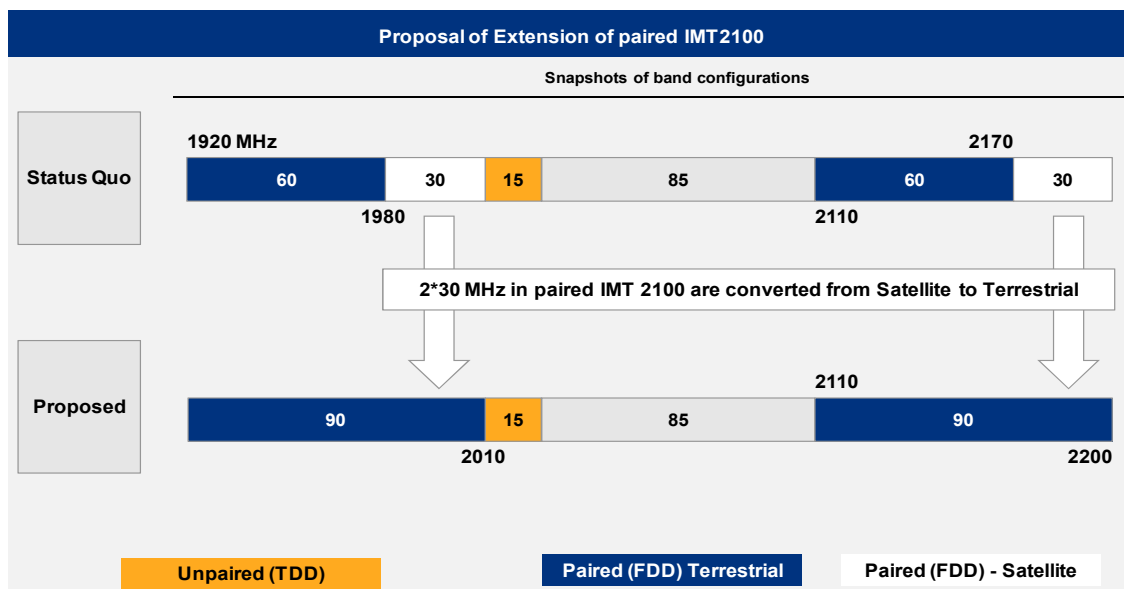


Figure 28: Proposal of Extension of paired IMT2100.

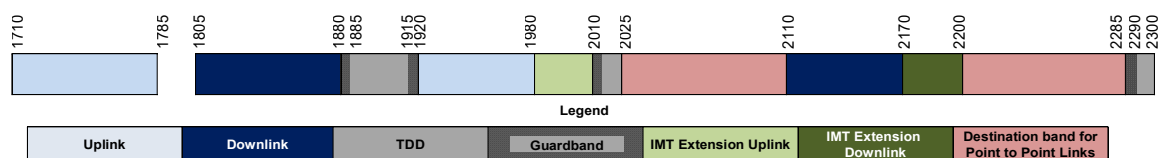


Figure 29: IMT2100-extensions proposal.

The 2025-2110 and 2200-2285 bands are not usable for (high-density) IMT services, so the Authority proposes to use this band for the PTP link destination band migrated from lower bands.

2285 – 2290 MHz could be used for a 5 MHz guard band.

The 2290-2300 MHz band is currently unused in South Africa. According to the Frequency Migration Plan an RFSAP should be developed to consider BFWA or BWA. An evaluation may be carried out as to whether IMT-TDD equipment could be developed or tuned to extend IMT-2300 starting from 2290-2400 MHz. In general, the potential interference mitigation measures, between point to point and IMT-TDD at 2025 MHz and at 2285 MHz as well as to IMT FDD at 2110 MHz, have to be considered.

The suggestions concerning 1980-2110 // 2170-2200 MHz are tentative as these bands are not yet identified for terrestrial IMT at international level (and therefore there is no ecosystem). However, these bands might be identified for IMT in the future because of the attractive location near GSM/IMT1800 and UMTS/IMT2100. Digital equipment is already available (SRAN-concept<sup>26</sup>), and radio equipment, filters and antennas need adaptations.

#### 8.4 IMT-2020 Frequencies for Consideration

The majority of the bands included in this section will be discussed at WRC-19 under agenda item 1.13, and the outcome of the conference will provide more clarity on the future use of these bands for IMT applications. The only two bands included in this section which have been identified for IMT by WRC-15 are bands 1427 – 1518 MHz and 3.3. to 3.4 GHz.

The following frequency information is extracted from the National Radio Frequency Plan (NRFP) 2018. The frequency ranges from 24.25 to 86 GHz. (Millimetre Wave Band) are currently being studied within the ITU-R and are due for consideration to enable WRC-19 accordingly.

##### 8.4.1 1.427-1.518 GHz

(Extracted from the National Radio Frequency Plan)

ITU Region 1 allocations and footnotes	South African allocations and footnotes	Typical Applications	Notes and Comments
1 427-1 429 MHz	1 427-1 429 MHz		

<sup>26</sup> SRAN , a single radio access network with separation of RF and digital baseband (BB), offers the use of standardised digital equipment independent from frequency bands. RF units have to be adapted to specific bands with filters, etc.

SPACE OPERATION (Earth-to-space) FIXED  MOBILE except aeronautical mobile 5,341A  5.338A 5.341	SPACE OPERATION (Earth-to-space) FIXED NF14  MOBILE except aeronautical mobile 5,341A  5.338A 5.341	1 427-1 452 MHz  Fixed links (duplex)	Paired with 1 375 – 1 400 MHz. In accordance with Recommendation ITU-R F.1242  ITU Res. 223 (Rev.WRC-15)
<b>1 429-1 452 MHz</b>  FIXED  MOBILE except aeronautical mobile 5.341A  5.338A 5.341 5.342	<b>1 429-1 452 MHz</b>  FIXED  MOBILE except aeronautical mobile 5.341A  5.338A 5.341	1 427-1 452 MHz  Fixed links (duplex)	Paired with 1 375 – 1 400 MHz) In accordance with Recommendation ITU-R F.1242
<b>1 452-1 492 MHz</b>  FIXED MOBILE except aeronautical mobile 5.346 BROADCASTING  BROADCASTING-SATELLITE 5.208B	<b>1 452-1 492 MHz</b>  FIXED NF14 MOBILE except aeronautical mobile 5.346 BROADCASTING  BROADCASTING-SATELLITE 5.208B	)  	<b>studies called for Resolution 761 (WRC-15)</b> on the “Compatibility of International Mobile Telecommunications and broadcasting-satellite service and take appropriate regulatory and technical studies, with a view to ensuring the compatibility

5.341 5.342 5.345	5.341 5.345 NF12		of IMT and BSS (sound) are undertaken within the ITU-R ITU-R Res. 223 (Rev.WRC-15)  ITU-R Res. 223 (Rev.WRC-15)
<b>1 492-1 518 MHz</b>  FIXED  MOBILE except aeronautical mobile 5.341A       5.341 5.342	<b>1 492-1 518 MHz</b>  FIXED  MOBILE except aeronautical mobile 5.341A       5.341	<b>Fixed Links (1 492 – 1 517 MHz)</b>  <b>Single Frequency Links (1 517 – 1 525 MHz)</b>	<b>Paired with 1 350 – 1 375 MHz</b> In accordance with Recommendation ITU-R F.1242  ITU-R Res. 223 (Rev.WRC-15)  <b>(Sharing and Compatibility Studies called for by Resolution 223 (Rev. WRC-15) are underway within the ITU-R)</b>



**8.4.2 2.5 – 2.690 GHz**

(Extracted from the National Radio Frequency Plan).

<b>ITU Region 1 allocations and footnotes</b>	<b>South African allocations and footnotes</b>	<b>Typical Applications</b>	<b>Notes and Comments</b>
<b>2 500-2 520 MHz</b>  FIXED 5.410 MOBILE except aeronautical mobile 5.384A  5.412	<b>2 500-2 520 MHz</b>  MOBILE except aeronautical mobile 5.384A NF9	<b>IMT2600 MTX (2500 – 2570 MHz)</b>	<b>Paired with 2620 – 2690 MHz.</b> <b>International Mobile Telecommunication Roadmap (GG No.38213) 14 November 2014.</b> Radio Frequency Assignment Plan (GG N. 38640) as amended 30 March 2015. <b>Recommendation ITU-R M.1036</b>
<b>2 520-2 655 MHz</b>  FIXED 5.410 MOBILE except aeronautical mobile 5.384A  BROADCASTING-SATELLITE 5.413 5.416	<b>2 520-2 655 MHz</b>  MOBILE except aeronautical mobile 5.384A NF9  5.339	<b>IMT2600 MTX (2500 – 2570 MHz)</b> <b>IMT2600 TDD (2570 – 2620 MHz)</b> <b>IMT2600 BTX (2620 – 2690 MHz)</b> <b>IMT (2500-2690 MHz)</b>	<b>Paired with 2620 – 2690 MHz.</b> <b>Paired with 2500 – 2570 MHz.</b> <b>International Mobile Telecommunication Roadmap (GG No.38213) 14 November 2014.</b> Radio Frequency Assignment Plan (GG N. 38640) as amended 30 March 2015. <b>Recommendation ITU-R M.1036</b>

5.339 5.412 5.418B 5.418C			The band 2 500-2 690 MHz is also used for BFWA in some SADC countries
<b>2 655-2 670 MHz</b>  FIXED 5.410 MOBILE except aeronautical mobile 5.384A  BROADCASTING-SATELLITE 5.208B 5.413 5.416 Earth exploration-satellite (passive) Radio astronomy Space research (passive)  5.149 5.412	<b>2 655-2 670 MHz</b>  MOBILE except aeronautical mobile 5.384A NF9  Radio astronomy  5.149	<b>IMT2600 BTX (2620 – 2690 MHz);</b> <b>IMT (2500-2690 MHz)</b>	<b>Paired with MTX 2500 – 2570 MHz</b> <b>International Mobile Telecommunication Roadmap (GG No.38213) 14 November 2014.</b> Radio Frequency Assignment Plan (GG N. 38640) as amended 30 March 2015. <b>Recommendation ITU-R M.1036</b>
<b>2 670-2 690 MHz</b>  FIXED 5.410 MOBILE except aeronautical mobile 5.384A Earth exploration-satellite (passive) Radio astronomy Space research (passive)	<b>2 670-2 690 MHz</b>  MOBILE except aeronautical mobile 5.384A  Radio astronomy	<b>IMT2600 MTX (2620 – 2690 MHz)</b>	<b>Paired with 2500 – 2570 MHz.</b> <b>International Mobile Telecommunication Roadmap (GG No.38213) 14 November 2014.</b> Radio Frequency Assignment Plan (GG N. 38640) as amended 30 March 2015.

5.149 5.412	5.149		<b>Recommendation ITU-R M.1036</b>
-------------	-------	--	------------------------------------

**8.4.3 2.7 – 2.9 GHz**

(Extracted from the National Radio Frequency Plan).

<b>ITU Region 1 allocations and footnotes</b>	<b>South African allocations and footnotes</b>	<b>Typical Applications</b>	<b>Notes and Comments</b>
<b>2 700-2 900 MHz</b>  AERONAUTICAL RADIONAVIGATION 5.337 Radiolocation  5.423	<b>2 700-2 900 MHz</b>  AERONAUTICAL RADIONAVIGATION 5.337 Radiolocation  5.423	Government Services	

**8.4.4 3.3 – 3.6 GHz**

(Extracted from the National Radio Frequency Plan).

<b>ITU Region 1 allocations and footnotes</b>	<b>South African allocations and footnotes</b>	<b>Typical Applications</b>	<b>Notes and Comments</b>
<b>3 300-3 400 MHz</b>  RADIOLOCATION	<b>3 300-3 400 MHz</b>  RADIOLOCATION	Government Services <b>IMT Res. 223 (Rev.WRC-15)</b>	Subject to outcome of the sharing and compatibility studies called for by Resolution 223 (WRC-15) currently underway within the ITU-R, there might be a need to migrate Radars out of this band. This will be

5.149 5.429 5.429A 5.429B 5.430	5.149 5.429A 5.429B		addressed through an update of the migration plan.
<b>3 400-3 600 MHz</b>  FIXED FIXED-SATELLITE (space-to-Earth) MOBILE 5.430A  Radiolocation  5.431	<b>3 400-3 600 MHz</b>  FIXED  MOBILE 5.430A NF9	<b>IMT3500 TDD</b> <b>(3400 – 3600 MHz)</b>	<b>International Mobile Telecommunication Roadmap (GG No.38213) 14 November 2014.</b> Radio Frequency Assignment Plan (GG N. 38640) as amended 30 March 2015. <b>Recommendation ITU-R M.1036</b> <b>The band 3400 -3600 MHz is also used for BFWA in some SADC countries.</b>

**8.4.5 24.25 – 27.5 GHz**

(Extracted from the National Radio Frequency Plan).

ITU Region 1 allocations and footnotes	South African allocations and footnotes	Typical Applications	Notes and Comments
24.25-24.45 GHz	24.25-24.45 GHz		

FIXED	FIXED		Temporary fixed links for ENG/OB
24.45-24.65 GHz	24.45-24.65 GHz		
FIXED	FIXED NF14	Fixed Links (26 GHz) (24.5 – 26.5 GHz)	Channelling plan for 26 GHz band in accordance with ITU-R Rec. F.748 Annex 1.
INTER-SATELLITE		Fixed links - 26 GHz (24.5-26.5 GHz)	
		BFWA (24.5-26.5 GHz)	
24.65-24.75 GHz	24.65-24.75 GHz		
FIXED	FIXED NF14	Fixed Links (26 GHz) (24.5 – 26.5 GHz)	Channelling plan for 26 GHz band in accordance with ITU-R Rec. F.748 Annex 1.
FIXED-SATELLITE (Earth-to-space) 5.532B		Fixed links - 26 GHz (24.5-26.5 GHz)	
INTER-SATELLITE		BFWA (24.5-26.5 GHz)	
24.75-25.25 GHz	24.75-25.25 GHz		
FIXED	FIXED NF14	Fixed Links (26 GHz) (24.5 – 26.5 GHz)	Channelling plan for 26 GHz band in accordance with ITU-R Rec. F.748 Annex 1.

FIXED-SATELLITE (Earth-to-space) 5.532B	FIXED-SATELLITE (Earth-to-space) 5.532B	<b>Fixed links - 26 GHz (24.5-26.5 GHz)</b>  <b>BFWA (24.5-26.5 GHz)</b>	
<b>25.25-25.5 GHz</b>  FIXED  INTER-SATELLITE 5.536  MOBILE  Standard frequency and time signal-satellite (Earth-to-space)	<b>25.25-25.5 GHz</b>  FIXED NF14	<b>Fixed Links (26 GHz) (24.5 – 26.5 GHz)</b>  BFWA (24.5-26.5 GHz)	<b>Channelling plan for 26 GHz band in accordance with ITU-R Rec. F.748 Annex 1.</b>
<b>25.5-27 GHz</b>  EARTH EXPLORATION-SATELLITE (space-to Earth) 5.536B  FIXED  INTER-SATELLITE 5.536	<b>25.5-27 GHz</b>  EARTH EXPLORATION-SATELLITE (space-to Earth) 5.536B  FIXED NF14	<b>National Polar-Orbiting Operational Environment Satellite System (NPOESS)</b>  <b>Fixed Links (26 GHz) (24.5 – 26.5 GHz)</b>  BFWA (24.5-26.5 GHz)	<b>Channelling plan for 26 GHz band in accordance with ITU-R Rec. F.748 Annex 1.</b>

MOBILE  SPACE RESEARCH (space-to-Earth) 5.536C  Standard frequency and time signal-satellite (Earth-to-space)  5.536A	5.536A		
<b>27-27.5 GHz</b>  FIXED  INTER-SATELLITE 5.536  MOBILE	<b>27-27.5 GHz</b>  FIXED		

**8.4.6 37 – 40.5 GHz (Extracted from the National Radio Frequency Plan)**

ITU allocations and footnotes	Region 1 and	South African allocations and footnotes	Typical Applications	Notes and Comments
<b>37-37.5 GHz</b>  FIXED		<b>37-37.5 GHz</b>  FIXED NF14	<b>Fixed Links (38 GHz) (37.0 – 39.5 GHz)</b>	

MOBILE except aeronautical mobile			
SPACE RESEARCH (space-to-Earth)	SPACE RESEARCH (space-to- Earth)		
5.547	5.547		
<b>37.5-38 GHz</b>	<b>37.5-38 GHz</b>		
FIXED	FIXED NF14	<b>Fixed Links (38 GHz) (37.0 – 39.5 GHz)</b>	<b>The band 37-40 GHz is identified for HDFS; Res.75 applies.</b>
FIXED-SATELLITE (space-to-Earth)			<b>Channelling plan for 38 GHz band in accordance with ITU Rec. F.749 Annex 1.</b>
MOBILE except aeronautical mobile			
SPACE RESEARCH (space-to-Earth)	SPACE RESEARCH (space-to- Earth)		
Earth exploration- satellite (space-to-Earth)	Earth exploration- satellite (space-to- Earth)		
5.547	5.547		



<b>38-39.5 GHz</b>  FIXED  FIXED-SATELLITE (space-to-Earth)  MOBILE  Earth exploration- satellite (space-to-Earth)  5.547	<b>38-39.5 GHz</b>  FIXED NF14  Earth exploration- satellite (space-to- Earth)  5.547	<b>Fixed Links (38 GHz) (37.0 – 39.5 GHz)</b>	<b>Channelling plan for 38 GHz band in accordance with ITU Rec. F.749 Annex 1.</b>  <b>The band 37-40 GHz is identified for HDFs; Res.75 applies.</b>
<b>39.5-40 GHz</b>  FIXED  FIXED-SATELLITE (space-to-Earth) 5.516B  MOBILE  MOBILE- SATELLITE (space-to- Earth)  Earth exploration- satellite (space-to-Earth)	<b>39.5-40 GHz</b>  FIXED  FIXED- SATELLITE (space-to- Earth) 5.516B  Earth exploration- satellite (space-to- Earth)		<b>The band 37-40 GHz is identified for HDFs; Res.75 applies.</b>  <b>The band 39.5-40 GHz is identified for HDFSS; Res.143 applies.</b>

5.547	5.547		
<b>40-40.5 GHz</b>	<b>40-40.5 GHz</b>		
EARTH EXPLORATION- SATELLITE (Earth-to- space)	EARTH EXPLORATION- SATELLITE (Earth-to- space)	<b>Government Services</b>	<b>The band 40-40.5 GHz is identified for HDFSS; Res.143 applies.</b>
FIXED	FIXED		
FIXED-SATELLITE (space-to-Earth) 5.516B	FIXED- SATELLITE (space-to- Earth) 5.516B		
MOBILE	MOBILE		
MOBILE- SATELLITE (space-to- Earth)	MOBILE- SATELLITE (space-to- Earth)		
SPACE RESEARCH (Earth-to-space)	SPACE RESEARCH (Earth-to- space)		
Earth exploration- satellite (space-to-Earth)	Earth exploration- satellite (space-to- Earth)		

**8.4.7 42.5 – 43.5 GHz** (Extracted from the National Radio Frequency Plan).

ITU Region 1 allocations and footnotes	South African allocations and footnotes	Typical Applications	Notes and Comments
<b>42.5-43.5 GHz</b>  FIXED  FIXED-SATELLITE (Earth-to-space) 5.552  MOBILE except aeronautical mobile  RADIO ASTRONOMY  5.149 5.547 5.551H	<b>42.5-43.5 GHz</b>  FIXED NF14  FIXED-SATELLITE (Earth-to-space) 5.552  MOBILE except aeronautical mobile  RADIO ASTRONOMY  5.149 5.547 5.551H	<b>Government Services (43.5-45.5 GHz)</b>	<b>BFWA or MWS (40.5-43.5 GHz).</b>  <b>The band 40.5-43.5 GHz is identified for HDFS; Res.75 applies.</b>

**8.4.8 45.5 – 47 GHz** (Extracted from the National Radio Frequency Plan)

ITU Region 1 allocations and footnotes	South African allocations and footnotes	Typical Applications	Notes and Comments
<b>43.5-47 GHz</b>  MOBILE 5.553  MOBILE-SATELLITE  RADIONAVIGATION	<b>43.5-47 GHz</b>  MOBILE 5.553  MOBILE-SATELLITE  RADIONAVIGATION		

RADIONAVIGATION-SATELLITE	RADIONAVIGATION-SATELLITE		
5.554	5.554		

**8.4.9 47.2 – 50.2 GHz** (Extracted from the National Radio Frequency Plan)

ITU allocations and footnotes	Region 1 and	South African allocations and footnotes	Typical Applications	Notes and Comments
<b>47.2-47.5 GHz</b>		<b>47.2-47.5 GHz</b>		
FIXED		FIXED		
FIXED-SATELLITE (Earth-to-space) 5.552		FIXED-SATELLITE (Earth-to-space) 5.552		
MOBILE		MOBILE		
5.552A		5.552A		
<b>47.5-47.9 GHz</b>		<b>47.5-47.9 GHz</b>		
FIXED		FIXED	The band 47.5-47.9 GHz is identified for HDFSS; Res.143 applies.	
FIXED-SATELLITE		FIXED-SATELLITE		

(Earth-to-space) 5.552	(Earth-to-space) 5.552		
(space-to-Earth) 5.516B 5.554A	(space-to-Earth) 5.516B 5.554A		
MOBILE	MOBILE		
<b>47.9-48.2 GHz</b>	<b>47.9-48.2 GHz</b>		
FIXED	FIXED		
FIXED-SATELLITE	FIXED-SATELLITE		
(Earth-to-space) 5.552	(Earth-to-space) 5.552		
MOBILE	MOBILE		
5.552A	5.552A		
<b>48.2-48.54 GHz</b>	<b>48.2-48.54 GHz</b>		
FIXED	FIXED		
FIXED-SATELLITE	FIXED-SATELLITE		
(Earth-to-space)	(Earth-to-space)		
5.552	5.552		
(space-to-Earth)	(space-to-Earth)		
5.516B	5.516B		
5.554A 5.555B	5.554A 5.555B		
MOBILE	MOBILE		
<b>48.54-49.44 GHz</b>	<b>48.54-49.44 GHz</b>		

**The band 48.2-48.54 GHz  
is identified for HDFSS;  
Res.143 applies.**

FIXED  FIXED-SATELLITE  (Earth-to-space) 5.552  MOBILE  5.149 5.340 5.555	FIXED  FIXED-SATELLITE  (Earth-to-space) 5.552  MOBILE  5.149 5.340 5.555		
<b>49.44-50.2 GHz</b>  FIXED  FIXED-SATELLITE  (Earth-to-space) 5.338A 5.552  (space-to-Earth) 5.516B  5.554A 5.555B  MOBILE	<b>49.44-50.2 GHz</b>  FIXED  FIXED-SATELLITE  (Earth-to-space) 5.338A 5.552  (space-to-Earth) 5.516B  5.554A 5.555B  MOBILE		<b>The band 49.44-50.2 GHz is identified for HDFSS; Res.143 applies.</b>

**8.4.10 50.4 – 52.6 GHz** (Extracted from the National Radio Frequency Plan)

ITU allocations and footnotes	Region 1 and	South African allocations and footnotes	Typical Applications	Notes and Comments
<b>50.4-51.4 GHz</b>		<b>50.4-51.4 GHz</b>		

FIXED  FIXED-SATELLITE (Earth-to-space) 5.338A  MOBILE  Mobile-satellite (Earth-to-space)	FIXED  FIXED-SATELLITE (Earth-to-space) 5.338A  MOBILE  Mobile-satellite (Earth-to-space)		
<b>51.4-52.6 GHz</b>  FIXED 5.338A  MOBILE  5.547 5.556	<b>51.4-52.6 GHz</b>  FIXED 5.338A  MOBILE  5.547 5.556		<b>The band 51.4-52.6 GHz is identified for HDFS; Res.75 applies.</b>

**8.4.11 66 – 76 GHz** (Extracted from the National Radio Frequency Plan)

ITU Region 1 allocations and footnotes	South African allocations and footnotes	Typical Applications	Notes and Comments
<b>66-71 GHz</b>  INTER-SATELLITE  MOBILE 5.553 5.558  MOBILE-SATELLITE	<b>66-71 GHz</b>  INTER-SATELLITE  MOBILE 5.553 5.558  MOBILE-SATELLITE		

RADIONAVIGATION  RADIONAVIGATION-SATELLITE  5.554	RADIONAVIGATION  RADIONAVIGATION-SATELLITE  5.554		
<b>71-74 GHz</b>  FIXED  FIXED-SATELLITE (space-to-Earth)  MOBILE  MOBILE-SATELLITE (space-to-Earth)	<b>71-74 GHz</b>  FIXED NF14  FIXED-SATELLITE (space-to-Earth)  MOBILE  MOBILE-SATELLITE (space-to-Earth)	<b>Fixed Links (80 GHz) (71 – 76 GHz)</b>  <b>Government use</b>  <b>Fixed links (71-76 GHz)</b>	<b>Paired with 81 – 86 GHz.</b>  <b>Radio Frequency Spectrum Regulations Amendments (Government Gazette Number 40436, 22 November 2016)</b>
<b>74-76 GHz</b>  FIXED  FIXED-SATELLITE (space-to-Earth)	<b>74-76 GHz</b>  FIXED NF14  FIXED-SATELLITE (space-to-Earth)	<b>Fixed Links (80 GHz) (71 – 76 GHz)</b>	<b>Paired with 81 – 86 GHz.</b>



MOBILE	MOBILE		<b>Radio Frequency Spectrum Regulations Amendments (Government Gazette Number 40436, 22 November 2016)</b>
BROADCASTING BROADCASTING- SATELLITE	BROADCASTING BROADCASTING- SATELLITE		
Space research (space- to-Earth)	Space research (space- to-Earth)		
5.561	5.561		

**8.4.12 81 – 86 GHz** (Extracted from the National Radio Frequency Plan)

<b>ITU Region 1 allocations and footnotes</b>	<b>South African allocations and footnotes</b>	<b>Typical Applications</b>	<b>Notes and Comments</b>
<b>81-84 GHz</b>	<b>81-84 GHz</b>		
FIXED 5.338A	FIXED 5.338A NF14	<b>Fixed Links (80 GHz) (81 –86 GHz)</b>	<b>Paired with 71 – 76 GHz.</b>
FIXED-SATELLITE (Earth-to-space)	FIXED- SATELLITE (Earth-to- space)		

MOBILE	MOBILE		<b>Radio Spectrum Amendments</b> <b>Frequency Regulations</b> <b>(Government Number 40436, 22 November 2016)</b>
MOBILE-SATELLITE (Earth-to-space)	MOBILE-SATELLITE (Earth-to-space)		
RADIO ASTRONOMY	RADIO ASTRONOMY		
Space research (space-to-Earth)	Space research (space-to-Earth)		
5.149 5.561A	5.149 5.561A		
<b>84-86 GHz</b>	<b>84-86 GHz</b>		
FIXED 5.338A	FIXED 5.338A NF14	<b>Fixed Links (80 GHz) (81 –86 GHz)</b>	<b>Radio Spectrum Amendments</b> <b>Frequency Regulations</b> <b>(Government Number 40436, 22 November 2016)</b>
FIXED-SATELLITE (Earth-to-space) 5.561B	FIXED-SATELLITE (Earth-to-space) 5.561B		
MOBILE	MOBILE		
RADIO ASTRONOMY	RADIO ASTRONOMY		
5.149	5.149		

**8.4.13 31.8 – 33.4 GHz** (Extracted from the National Radio Frequency Plan)

ITU Region 1 allocations and footnotes	South African allocations and footnotes	Typical Applications	Notes and Comments
<b>31.8-32 GHz</b>  FIXED 5.547A  RADIONAVIGATION  SPACE RESEARCH (deep space) (space-to-Earth)  5.547 5.548	<b>31.8-32 GHz</b>  FIXED 5.547A NF14  RADIONAVIGATION  5.547 5.548	<b>HDFS (31.8 – 33.4 GHz)</b>	Channelling plan for 32 GHz band in accordance with ITU-R Rec. F.1520 Annex 1.  The band 31.8-33.4 GHz is identified for HDFS; Res.75 applies.
<b>32-32.3 GHz</b>  FIXED 5.547A  RADIONAVIGATION	<b>32-32.3 GHz</b>  FIXED 5.547A NF14  RADIONAVIGATION	<b>HDFS (31.8 – 33.4 GHz)</b>	<b>Channelling plan for 32 GHz band in accordance with ITU-R Rec. F.1520 Annex 1.</b>  <b>The band 31.8-33.4 GHz is identified for HDFS; Res.75 applies.</b>

SPACE RESEARCH (deep space) (space-to-Earth)	SPACE RESEARCH (deep space) (space-to-Earth)		
5.547 5.548	5.547 5.548		
<b>32.3-33 GHz</b>	<b>32.3-33 GHz</b>		
FIXED 5.547A	FIXED 5.547A NF14	<b>HDFS (31.8 – 33.4 GHz)</b>	<p><b>Channelling plan for 32 GHz band in accordance with ITU-R Rec. F.1520 Annex 1.</b></p> <p><b>The band 31.8-33.4 GHz is identified for HDFS; Res.75 applies.</b></p>
INTER-SATELLITE	INTER-SATELLITE		
RADIONAVIGATION	RADIONAVIGATION		
5.547 5.548	5.547 5.548		
<b>33-33.4 GHz</b>	<b>33-33.4 GHz</b>		
FIXED 5.547A	FIXED 5.547A NF14	<b>HDFS (31.8 – 33.4 GHz)</b>	<p><b>Channelling plan for 32 GHz band in accordance with ITU-R Rec. F.1520 Annex 1.</b></p> <p><b>The band 31.8-33.4 GHz is identified for HDFS; Res.75 applies.</b></p>
RADIONAVIGATION	RADIONAVIGATION		

5.547	5.547		
-------	-------	--	--

**8.4.14 40.5 – 42.5 GHz** (Extracted from the National Radio Frequency Plan)

ITU Region 1 allocations and footnotes	South African allocations and footnotes	Typical Applications	Notes and Comments
<b>40.5-41 GHz</b>  FIXED  <b>FIXED-SATELLITE</b> <b>(space-to-Earth)</b>  BROADCASTING  BROADCASTING-SATELLITE   Mobile   5.547	<b>40.5-41 GHz</b>  FIXED NF14  <b>FIXED-SATELLITE</b> <b>(space-to-Earth)</b>  BROADCASTING  BROADCASTING-SATELLITE   Mobile   5.547		<b>BFWA or MWS (40.5-43.5 GHz).</b>  <b>The band 40.5-43.5 GHz is identified for HDFS; Res.75 applies.</b>
<b>41-42.5 GHz</b>  FIXED  FIXED-SATELLITE <b>(space-to-Earth)</b>	<b>41-42.5 GHz</b>  FIXED NF14  FIXED-SATELLITE <b>(space-to-Earth)</b>		

BROADCASTING	BROADCASTING		
BROADCASTING-SATELLITE	BROADCASTING-SATELLITE		
Mobile			
5.547 5.551F 5.551H	5.547 5.551F 5.551H		
5.551I	5.551I		
			<b>BFWA or MWS (40.5-43.5 GHz).</b> <b>The band 40.5-43.5 GHz is identified for HDFS; Res.75 applies.</b>

**8.4.15 47 – 47.2 GHz** (Extracted from the National Radio Frequency Plan)

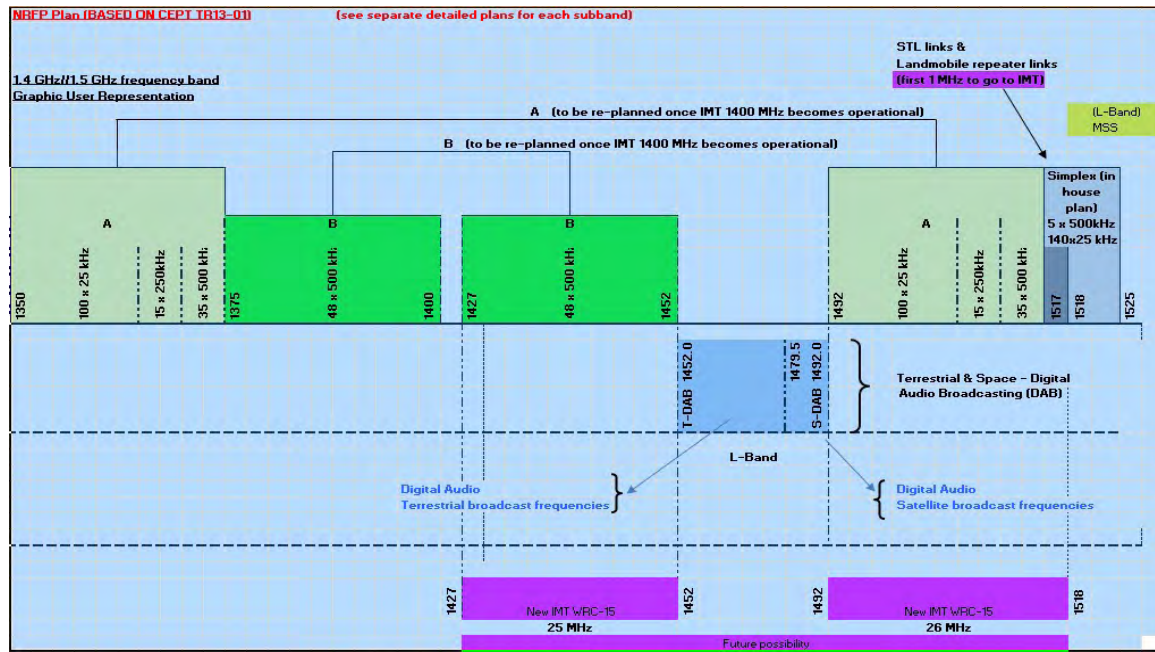
ITU Region 1 allocations and footnotes	South African allocations and footnotes	Typical Applications	Notes and Comments
<b>47-47.2 GHz</b>	<b>47-47.2 GHz</b>		
AMATEUR	AMATEUR	<b>Amateur</b>	
AMATEUR-SATELLITE	AMATEUR-SATELLITE	<b>Amateur satellite</b>	

This may require additional allocations to the mobile service on a primary basis.

**8.5 IMT-2020 Proposed actions for identified IMT Frequency bands.**

The sub-sections below provide more information regarding the status and frequency usage in South Africa for the bands identified for IMT-2020 implementation.

### 8.5.1 1.427-1.518 GHz



**Figure 30: The picture provides information on the frequency band allocations.**

The licensees in this band include Telkom, ESKOM, TRANSNET, SAPS, SANDF, Ekurhuleni and National Research Foundation. There are currently no licences issued and operational in this part of the spectrum in South Africa.

More information on the Channel plans and licensee information can be obtained in Appendix B to this document.

### 8.5.2 2.5 – 2.690 GHz

The following have been resolved from studies performed in this band for IMT-2020.

A TDD only plan, in line with 3GPP Band 41, would provide 190 MHz contiguous spectrum and would have several advantages over the arrangement in notice no. 277.

P.S. WPC (Windsor Place Consulting) recently released a whitepaper on the benefits of a TDD band plan over the traditional FDD+TDD band plan on 2.6G, which can also be referenced.

### 8.5.2.1 Background on the 2.6 GHz spectrum band

The ITU identified the medium frequency spectrum 2500-2690 MHz (or the 2.6 GHz spectrum band) as a global band for IMT and was formally included in the Radio Regulations in accordance with Resolution 223 (Rev. WRC-15).

- Importantly, this frequency band is available globally across all three ITU regions.

The ITU, in Recommendation ITU-R M.1036-7 (10/2023), has defined three alternative channel arrangements for the 2.6 GHz band plan as outlined right.

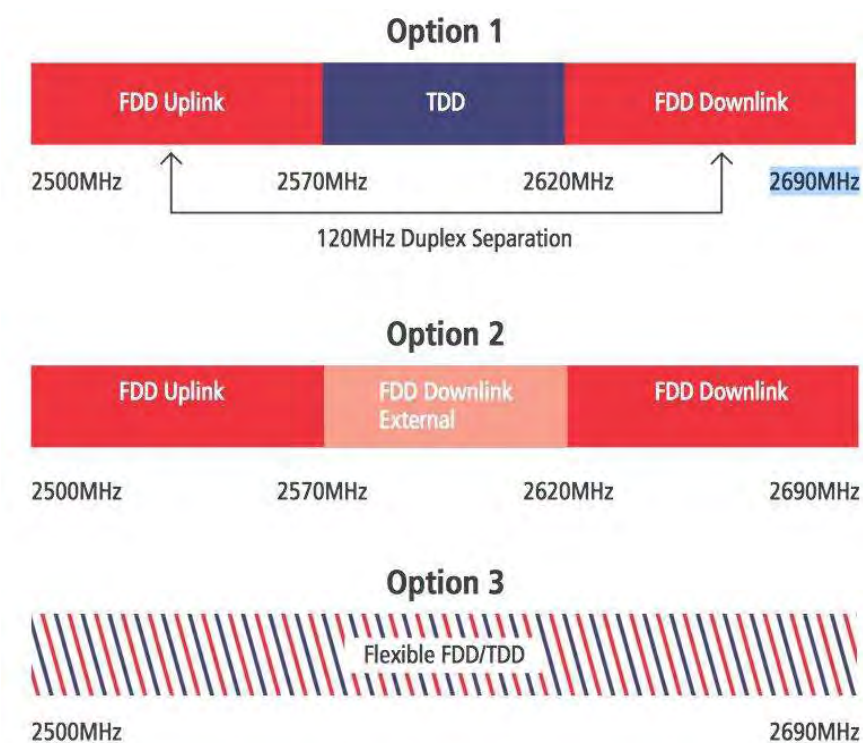


Figure 31: 2.6 GHz band plan.

### 8.5.2.2 Benefits of the TDD option in today's 4G deployments (1)

The use of the LTE Band 41 unpaired TDD configuration gives significant benefits over employing the hybrid LTE Bands 7/38 configuration.



Primarily, TDD deployments based on this band plan facilitate the delivery of high quality wireless broadband services at lower cost per MB/GB for MNOs due to:

- Higher throughput performance based on massive MIMO antenna technology.
- Lower capex including less need for filters, as no filtering is needed between FDD and TDD services.
- Lower opex, due to compact equipment size

In addition, **LTE Band 41 benefits** include:

- Provides more capacity & increased efficiency.
- Advantages in dealing with traffic asymmetry.
- Comparable network coverage
- Avoids inter-band interference.
- Simplified network operation
- Key global roaming band
- Typically, lower spectrum cost for TDD
- Easier to transition LTE Band 41 to 5G NR.

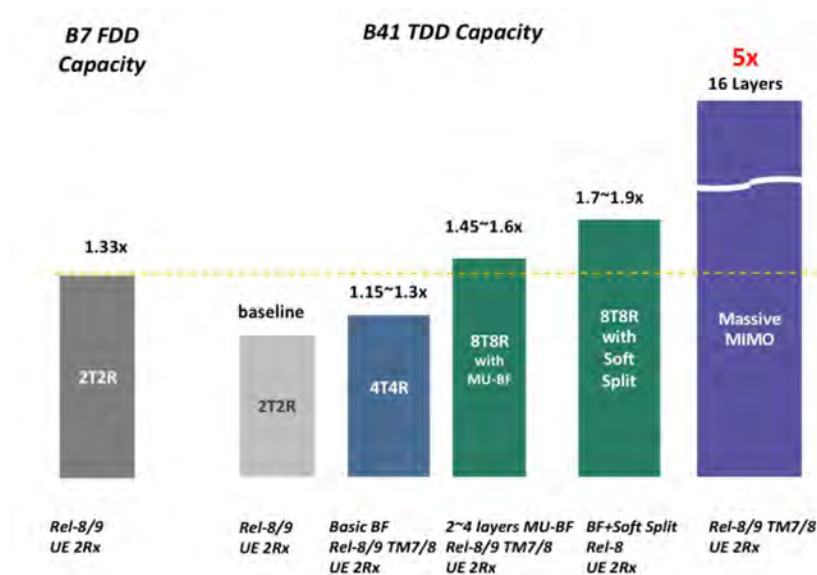


Figure 32: LTE Band 41

### 8.5.2.3 Benefits of the TDD option in today's 4G deployments (2)

Coverage of deployments in 2.6 GHz using FDD or TDD technology are very similar. Equipment vendor studies and MNO operator experience with deploying LTE Band 41 with massive MIMO services is that it has comparable coverage to 1.8 GHz coverage using FDD.

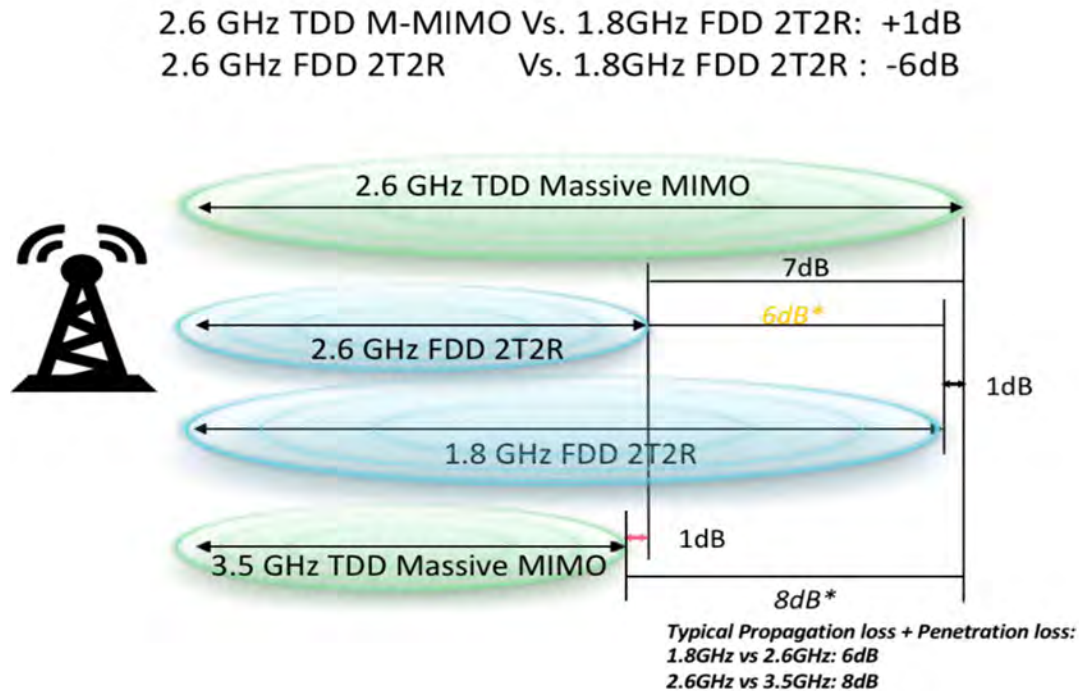


Figure 33: FDD vs TDD Comparison

With Band 41, there is no inter-band interference. If deploy Bands 7/38, it is necessary to allocate two 5 MHz of guard band spectrum between the FDD and TDD allocation, utilise customised filters and have site space isolation.



Figure 34: Comparison of FDD and TDD Deployment

#### 8.5.2.4 Benefits of the TDD option in today's 4G deployments (3)

Use of TDD in the 2.6 GHz band offers the following benefits for 5G transition:

- **Accurate Beamforming.** Due to uplink and downlink channel reciprocity TDD technology has unique coordination abilities, including Beamforming. Beamforming improves the system performance by utilising channel state information to achieve transmit-array gain.
- **Advanced antenna solutions.** Advanced antenna solutions, like Massive MIMO and Distributed MIMO, utilise TDD's uplink and downlink channel reciprocity to improve performance and capacity. Massive MIMO technology will unleash the powerful capability of the 5G network by taking the advantage of wide bandwidth when available, allowing for the flexible and accurate control of cell coverage radius. LTE Band 41's spectral efficiency of approximately 48 bits/Hz greatly exceeds the 5G requirement of 30 bits/Hz and is almost 3.5 times the spectral efficiency of 14 bits/Hz for LTE Band 7.
- **Smaller Equipment Size.** For these frequencies, the TDD antenna size is 50 percent smaller than the FDD antenna size. This implies easy deployment, and lower opex will be saved. It may also have advantages in tower space.

**Unpaired TDD bands can be made available more easily than paired bands.** High performing mobile networks require wide channel bandwidths of say 60-70 MHz or 100 MHz. From a spectrum management perspective, there are challenges making sufficient spectrum and wide channels available.

#### 8.5.2.5 A rapidly growing ecosystem and an increasing number of LTE Band 41 Networks

The ecosystem in LTE Band 41 is maturing. LTE Band 41 is currently the third most popular LTE TDD device and 11th most popular LTE device, with at least 2,749 compatible devices.

Increasing number of LTE Band 41 deployments in Asia and globally. The GSA reports 25 commercially launched networks which utilise the 2.6 GHz spectrum band in the LTE Band 41 configuration in over 13 countries with a population over 3.5 billion!

	Country	Operator
1	Angola	Net One
2	Cambodia	Kingtel
3	Cameroon	MTN
4	Canada	Sasktel

5	China	China Mobile
6	China	China Telecom
7	China	China Unicom
8	Ghana	NITA
9	Iraq	Tishknet
10	India	BSNL
11	India	Idea Cellular
12	India	Vodafone
13	Japan	Softbank
14	Japan	UQ Communications
15	Madagascar	Blueline
16	Malawi	TNM
17	Philippines	Smart
18	Philippines	Globe
19	Trinidad & Tobago	TSTT
20	Uganda	MTN
21	USA	Redzone Wireless
22	USA	Rise Broadband
23	USA	Speed connects
24	USA	Sprint

### 8.5.3 The WRC-19 allocated 24.25-27.5 GHz band to Mobile on a Primary basis and identified it for IMT.

This frequency band is currently being utilised and the following entities are licensed in this band:

- Telkom
- Transnet

- Dark Fibre
- MTN
- Vodacom
- Liquid Telecoms (Neotel)
- Rain (Multisource/WBS)

More information on the current licence assignments can be viewed in Appendix C to this document. Study to be performed into the detail current usage of the band and the availability for IMT-2020 applications.

#### **8.5.4 31.8-33.4 GHz**

No licensees are recorded i.e. no licences have been issued in this band and no channel plans have been developed. It is recommended that a Frequency Spectrum Assignment Plan is developed for this band. Feasibility study to be performed. The Frequency Spectrum Assignment Plan is developed.

#### **8.5.5 37-40.5 GHz**

This band is currently being utilised and there are existing channel plans with spacing or channel width of 3.5 MHz, 7 MHz, 14 MHz, and 28 MHz. This band is setup in accordance with ITU-R F.749-1. The Block and Ad Hoc users in this band include the following entities:

- Breedenet
- Comsol Networks
- Cell-C
- Digital Mobile Networks
- Dim Dat
- Drs Bloch Partners Inc.
- Eskom
- Faircape Communications T/A Faircom
- I-Gen
- Infogro

- Infovan
- Internet Solutions
- MTN
- Rain (Multisource)
- Liquid Telecoms (Neotel)
- Network Embedded Technologies
- Overstrand Municipality
- Rosewell Trading
- SAPS
- Scan RF
- Screamer Communications
- Sentech
- Sishen
- Telkom
- Tenet
- Transnet
- Tshwane University of Technology
- Vodacom

The existing channel plans are available in Appendix D to this document.

Feasibility Study to be performed into the detail current usage of the band and the availability for IMT-2020 applications.

#### **8.5.6 40.5-42.5 GHz**

This band is currently being utilised and there are existing channel plans with spacing or channel width of 7 MHz, 14 MHz, 28 MHz, 56 MHz, and 112 MHz. The existing channel plans are available in Appendix E to this document.

Feasibility Study to be performed into the detail current usage of the band and the availability for IMT-2020 applications.

#### **8.5.7 45.5-47 GHz**

No licensees are recorded i.e. no licences have been issued in this band and no channel plans have been developed.

If the frequency band is identified by WRC-19 a Radio Frequency Spectrum Assignment Plan will be developed.

#### **8.5.8 47-47.2 GHz**

No licensees are recorded i.e. no licences have been issued in this band and no channel plans have been developed.

If the frequency band is identified by WRC-19 a Radio Frequency Spectrum Assignment Plan will be developed.

#### **8.5.9 47.2-50.2 GHz**

No licensees are recorded i.e. no licences have been issued in this band and no channel plans have been developed.

If the frequency band is identified by WRC-19 a Radio Frequency Spectrum Assignment Plan will be developed.

#### **8.5.10 50.4-52.6 GHz**

No licensees are recorded i.e. no licences have been issued in this band and no channel Plans have been developed.

If the frequency band is identified by WRC-19 a Radio Frequency Spectrum Assignment Plan will be developed.

#### **8.5.11 57.0 – 66 GHz**

The V-Band has been Gazetted.in Government Gazette 40436 dated 22 November 2016 Notice 781 of 2016.

If the frequency band is identified by WRC-19 a Radio Frequency Spectrum Assignment Plan will be developed.

It is noted that this band is not included under WRC-19 agenda item 1.13 and also not considered for IMT during WRC-15.

WRC-19 developments particularly the Agenda Item 1.12: to consider possible global or regional harmonised frequency bands, to the maximum extent possible, for the implementation of evolving Intelligent Transport Systems (ITS) under existing mobile-service allocations, in accordance with Resolution **237 (WRC-15)**. The radio frequency band 63 – 64 GHz already allows for ITS applications within the SRD framework. The South African band plan references ITU-R SM.1896, the document in turn references Report ITU-R SM.2153: Technical and operating parameters and spectrum use for short-range radiocommunication devices. Report ITU-R SM.2153 lists the following as applications considered under SRD:

- Telecommand
- Telemetry
- Voice and video
- Equipment for detecting avalanche victims.
- Broadband radio local area networks
- Railway applications
- Road transport and traffic telematics
- Equipment for detecting movement and equipment for alert.
- Alarms
- Model control.
- Inductive applications
- Radio microphones
- RF identification systems
- Ultralow power active medical implant
- Wireless audio applications

Even though the Authority has indicated that no studies will be undertaken regarding the 57 – 66 GHz band, it is important to note that *ITU-R M.2083-0: IMT Vision – Framework and overall objectives of the future development of IMT for 2020 and beyond* has acknowledged ITS. The Authority is well aware that ITS applications are categorised under IoT systems.



### 8.5.12 66-76 GHz (E-Band)

No licensees are recorded i.e. no licences have been issued in this band 66 to 71 GHz and no channel plans have been developed. Licence information and Channel plans are available for the Band 71 to 76 GHz. This frequency band is paired with 81 to 86 GHz.

See Appendix F for more information. FDD systems are deployed with channel spacing of 250 MHz. Find more information on the self-coordinated Block of frequencies in the E-Band and the Authority-coordinated Block in Appendix G to this document. See Government Gazette 40815 dated 28 April 2017 Notice 317 of 2017. The entities self-coordinated in this band include:

- Vodacom
- MTN
- Sonic Computers
- EOH
- Fusion Wireless
- Liquid Telecommunications
- Francois Theron Photography
- Others not self-coordinated

It is recommended that a Frequency Spectrum Assignment plan is developed for the band 66 to 71 GHz. Also see Government Gazette 40436 dated 22 November 2016 Notice 781 of 2016.

Feasibility Study to be performed into the detail current usage of the band and the availability for IMT-2020 applications.

### 8.5.13 81-86 GHz (E-Band)

The band 81 to 86 GHz is paired with 71 to 76 GHz. See Government Gazette 40815 dated 28 April 2017 Notice 317 of 2017. Find more information on the self-coordinated Block of frequencies in the E-Band and the ICASA-coordinated Block in Appendix G to this document.

The entities self-coordinated in this band include:

- Vodacom
- MTN
- Sonic Computers
- EOH

- Fusion Wireless
- Liquid Telecommunications
- Francois Theron Photography
- Others not self-coordinated

Also see Government Gazette 40436 dated 22 November 2016 Notice 781 of 2016.

Feasibility Study to be performed into the detail current usage of the band and the availability for IMT-2020 applications.

## 9 IMT ROADMAP: TIME FRAME

### 9.1 Time frame overview

The following are indicative timelines for the deployment of IMT bands and the associated migration timelines, mainly for the 450-470 MHz band. There are some essential conditions for this current draft time plan:

1. The SAPS, other Government services, municipalities and emergency services will migrate to the PPDR band as identified in the NRFP 2018. Consideration can be made to develop the RFSAP to include PPDR by 2020.
2. Transnet has embarked on a technology modernisation process from analogue to digital systems;
3. Potential co-existence and other trials for the 450-470 MHz band were completed by 2017 to enable a decision to be made concerning the options for co-existence;
4. The IMT450 RFSAP has been updated to accommodate incumbent in 2023.
5. An overall migration timeframe of 8 years up to 2022 for the 450-470 MHz band was expected to give all players sufficient time for migration.

**Table 18: Calendar of what was expected activities by year.**

YEAR	Activities foreseen to take place and deadlines foreseen to occur within the Calendar Year
2019	<ul style="list-style-type: none"> <li>• 380-400 MHz band has already been assigned for PPDR with TETRA as one technological option. RFSAP has been developed.</li> <li>• SAPS have already started migration out of 406-420 MHz to TETRA in the 380-387//390-397 MHz band. RFSAP has been developed.</li> <li>• The remaining 2×3 MHz in the 380-400 MHz band is available for use by emergency, security, and airport services. RFSAP has been developed.</li> <li>• Co-existence trials for 450-470 MHz. has been completed.</li> <li>• Process for assignment of IMT700, IMT800 and IMT2600 FDD spectrum starts. RFSAP have been developed in 2015.</li> </ul>
2021	<ul style="list-style-type: none"> <li>• As per WRC Resolutions 224 (Rev.WRC-15), WRC-Resolution 232 (Rev WRC-12) and WRC-Resolution 760 (WRC-15), the DTT process is completed within 470-694</li> </ul>

	<p>MHz and Analogue Switch Off (ASO) takes place and be completed by 2021 in accordance with the RFSAP under development.</p> <ul style="list-style-type: none"> <li>• Implementation / rollout of new IMT spectrum in IMT700, IMT800 and IMT2600 starts in parallel with the RFSAP for the band 470 to 694 MHz.</li> <li>• SAPS finalises network migration frees up spectrum in 406-410//416-420 MHz and 413-416//423-426 MHz. <ul style="list-style-type: none"> <li>• The 406-410//416-420 MHz, 410-413//420-423 MHz and 413-416//423-426 MHz bands free for use for TETRA or PMR networks and services – coordinated by the Authority.</li> </ul> </li> </ul>
2019 to 2022	<ul style="list-style-type: none"> <li>• The 406-410//416-420 MHz and 413-416//423-426 MHz bands potentially deployed as Migration destination bands for TETRA or PMR networks and services,</li> <li>• Other licensees of 450-470 MHz band start migration to: <ul style="list-style-type: none"> <li>• 403-406 MHz (unpaired);</li> <li>• 426-430 MHz (unpaired); or</li> <li>• 440-450<sup>27</sup>MHz bands (paired or unpaired); and</li> <li>• In case of PPDR-use - also to 387-390//397-400 MHz</li> </ul> </li> </ul> <p>migration completed by 2022 (max 3 years).</p> <ul style="list-style-type: none"> <li>• Fixed links (e.g. Telkom) potentially migrated to 2025-2110 MHz band and/or 2200 – 2285 MHz band. RFSAP has been finalised in 2019.</li> <li>• Migration should start in rural areas to clear spectrum for new IMT450 licensees: <ul style="list-style-type: none"> <li>• Phase 1 target: &gt;80% of rural-used licences is cleared for IMT450 end of 2020 (6 years as of 2014);</li> <li>• Phase 2: 80% of urban used licences is cleared for IMT450 end of 2021 (7 years as of 2014); and</li> <li>• Phase 3: 100% of 450-470 MHz is cleared by end of 2022 (8 years as of 2014).</li> </ul> </li> </ul>
2020	Given the co-existence trial results <sup>28</sup> :

<sup>27</sup> It might be necessary to also clear the 449-450 MHz band to increase IMT spectrum.

<sup>28</sup> The licensees are encouraged to migrate out of 450-470 MHz in order to comply with the IMT450 RFSAP., independently from the results of the co-existence trials.

	<ul style="list-style-type: none"> <li>• <b>Co-existence possible:</b> Transnet, SAA or other licensees start migration in co-existence bands within 450-470 MHz, fine tuning of potential splitters, etc.</li> <li>• <b>Migration required:</b> Transnet, SAA and others start migration of operation-relevant services into new destination bands, e.g. TETRA in 410-413//420-423 MHz with spectrum efficient use - target maximum 3 years of migration including 2 years of dual illumination. <ul style="list-style-type: none"> <li>• Transnet may also opt to migrate to GSM-R <sup>29</sup></li> </ul> </li> </ul>
2021	<ul style="list-style-type: none"> <li>• Implementation of 2<sup>nd</sup> assignment of TDD IMT spectrum (i.e. IMT750, IMT2600 and IMT3500).</li> <li>• IMT450 licensee starts rollout in 450-470 MHz band in agreed areas (e.g. rural first followed by urban) according to migration Phase 1 where there is no interference to Transnet or other licensees (e.g. reduced power levels); existing licensees remain prioritised.</li> </ul>
2020-2022	<ul style="list-style-type: none"> <li>• Target of SA Connect broadband initiative in South Africa is achieved: (ref IMT coverage and capacity obligations (see section 9.2))</li> <li>• Transnet completes migration (deployment) and continues dual illumination phase (in line with updated IMT450 RFSAP)</li> </ul>
2024	<ul style="list-style-type: none"> <li>• All licensees have finished spectrum migration or service migration to new operations and shut down all systems in the IMT450 band.</li> <li>• IMT450 licensee reached coverage licence obligations.</li> </ul>

## 9.2 Timelines IMT-2020 and beyond

In planning for the development of IMT-2020 as well as future enhancement of the existing IMT, it is important to consider the timelines associated with their realisation, which depend on a number of factors:

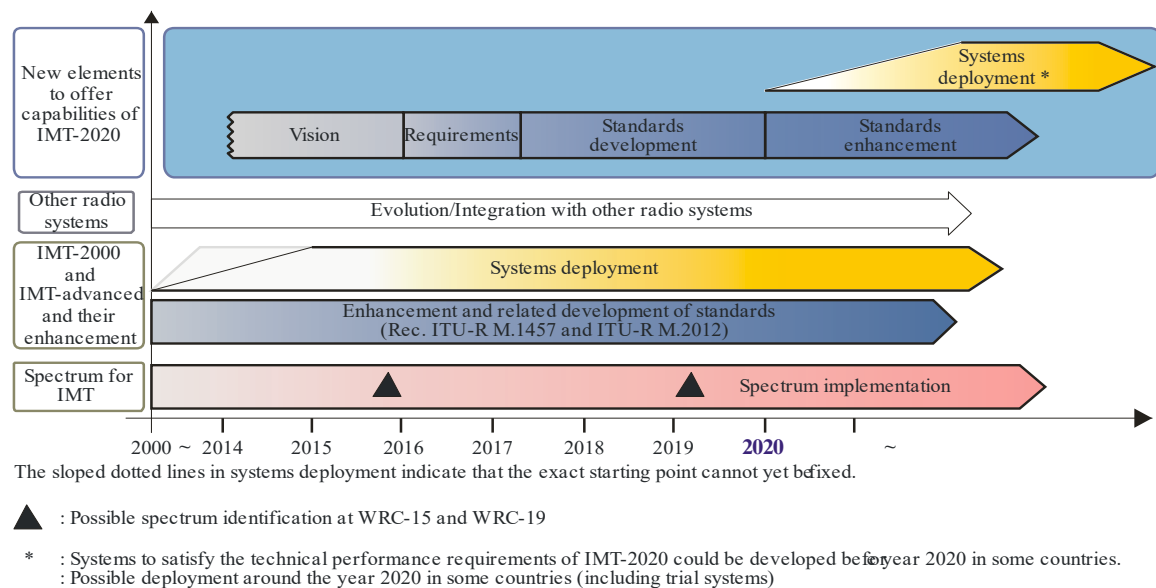
- user trends, requirements, and user demand;
- technical capabilities and technology development;
- standards development and their enhancement;
- spectrum matters;

<sup>29</sup> In addition, possibly later to LTE-R in the IMT850 band. It can be anticipated that Transnet (and more probably PRASA) would use a TETRA network for operation and mission critical services and use LTE-R for broadband services. Much of the GSM-R equipment can be reused for LTE-R.

- regulatory considerations;
- system deployment.

All of these factors are interrelated. The first five have been and will continue to be addressed within ITU. System development and deployment relates to the practical aspects of deploying new networks, taking into account the need to minimise additional infrastructure investment and to allow time for customer adoption of the services of a new system. ITU will complete its work for standardisation of IMT-2020 no later than the year 2020 to support IMT-2020 deployment by ITU members expected from the year 2020 onwards.

The timelines associated with these different factors are depicted in Fig. 5. When discussing the phases and timelines for IMT-2020, it is important to specify the time at which the standards are completed, when spectrum would be available, and when deployment may start.



M.2083-05

**Figure 35: Phase and expected timelines for IMT-2020**

### 9.2.1 Medium term

In the medium term (up to about the year 2020), it is envisaged that the future development of IMT-2000 and IMT-Advanced will progress with the ongoing enhancement of the capabilities of the initial deployments, as demanded by the marketplace in addressing user needs and allow by the status of technical developments. This phase will be dominated by the growth in traffic within the existing IMT spectrum, and the development of IMT-2000 and IMT-Advanced during this time will be distinguished by incremental or evolutionary changes to the existing IMT-2000 and IMT-Advanced radio interface

specifications (i.e. Recommendations ITU-R M.1457 for IMT-2000 and ITU-R M.2012 for IMT-Advanced, respectively).

The bands identified by WRCs are envisaged to be made available for IMT within this timeframe, subject to user demand and other considerations.

### **9.2.2 Long term**

The long term (beginning around 2020) is associated with the potential introduction of IMT-2020, which could be deployed around 2020 in some countries. It is envisaged that IMT-2020 will add enhanced capabilities described in § 5, and it may need additional frequency bands in which to operate.

## **9.3 Workplan, timeline, process, and deliverables for the future development of IMT.**

The International Telecommunications Union Radiocommunications Sector's (ITU-R) Working Party 5D (WP 5D) of Study Group 5 has the prime responsibility within ITU-R for issues related to the terrestrial component of IMT, including technical, operational and spectrum related issues to meet the objectives of current and future IMT systems;

ITU-R Working Party 5D has developed a work plan, timeline, process and required deliverables for the future development of IMT, necessary to provide by 2030 timeframe, the expected ITU-R outcome of evolved IMT in support of the next generation of mobile broadband communications systems beyond IMT-2020

Circular Letter(s) are expected to be issued at the appropriate time(s) to announce the invitation to submit formal proposals and other relevant information.

It has been agreed that the well-known process and deliverable formats utilised for both IMT-2000 and IMT-Advanced, IMT-2020 should also be utilised for IMT-2030 and considered as a “model” for the IMT-2030 deliverables to leverage on the prior work. At the WP 5D 41 meeting, the process and related deliverables were agreed as shown in Figure 35 and Table 19.

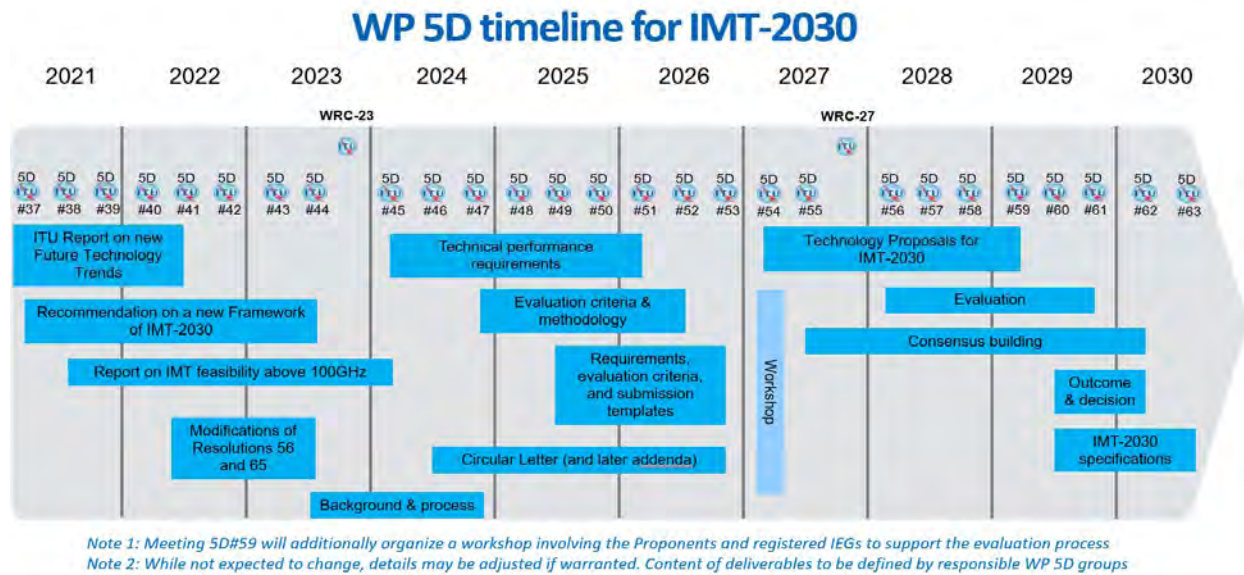


Figure 36: IMT-2030 Timeline

TABLE 19: IMT-2030 Program

Item	Proposed IMT-2030 related deliverable	Aspect to be addressed proposed deliverable	Work start timing in WP 5D	Document completion in WP 5D	IMT-2020 model document (These existing IMT-2020 documents provide a potential basis for the future new IMT-2030 documents, noting that this may change as a result of future discussions)	Responsible WG (and SWG)
1	Doc. IMT-2030/001 IMT-2030 Background	Background on IMT-2030	Meeting #44 (June 2023)	Meeting #47 (October 2024)	Document <a href="#">IMT-2020/1</a> “Background on IMT-Advanced”	WG GEN (SWG CL)



Item	Proposed IMT-2030 related deliverable	Aspect to be addressed in proposed deliverable	Work start timing in WP 5D	Document completion in WP 5D	IMT-2020 model document (These existing IMT-2020 documents provide a potential basis for the future new IMT-2030 documents, noting that this may change as a result of future discussions)	Responsible WG (and SWG)
2	Doc. IMT-2030/002 IMT-2030 Process	The Submission and evaluation process and consensus building for IMT-2030 as well as the “timeline” for IMT-2030	Meeting #44 (June 2023)	Meeting #47 (October 2024)	<a href="#">Document IMT-2020/2(Rev.2)</a> “Submission and evaluation process and consensus building”	WG TECH (SWG COORD)
3	Draft new Report ITU-R M. [IMT-2030.TECH PERF REQ]	General Technical Performance Requirements expected of a technology to satisfy IMT-2030	Meeting #45 (February 2024)	Meeting #51 (February 2026)	Report <a href="#">ITU-R M.2410</a> “Requirements related to technical performance. For IMT-2020 radio interface(s)”	WG TECH (SWG RADIO)
4	Draft new Report ITU-R M. [IMT-2030.EVAL]	Evaluation Criteria and Evaluation Methods for IMT-2030 technologies	Meeting #47 (October 2024)	Meeting #52 (June 2026)	Report <a href="#">ITU-R M.2412</a> “Guidelines for evaluation of radio interface technologies for IMT-2020”	WG TECH (SWG EVAL)

Item	Proposed IMT-2030 related deliverable	Aspect to be addressed in proposed deliverable	Work start timing in WP 5D	Document completion in WP 5D	IMT-2020 model document (These existing IMT-2020 documents provide a potential basis for the future new IMT-2030 documents, noting that this may change as a result of future discussions)	Responsible WG (and SWG)
5	Draft new Report ITU-R M. [IMT-2030 SUBMISSION]	Specific Requirements of the candidate technology related to submissions, the evaluation criteria and submission templates	Meeting #49 (June 2025)	Meeting #53 (October 2026)	Report <a href="#">ITU-R M.2411</a> "Requirements, evaluation criteria and submission templates for the development of IMT-2020"	WG TECH (SWG COORD)
6	Circular Letter IMT-2030	The official ITU-R announcement of the IMT-2030 process and the invitation for candidate technology submissions	Meeting #46 (June 2024)	Meeting #53 (October 2026)	Circular Letter <a href="#">5/LCCE/2</a> and Addenda "Invitation for submission of proposals for candidate radio interface technologies for the terrestrial components of the radio interface(s) for IMT-2020 and invitation to participate in their subsequent evaluation"	WG GEN (SWG CL)

Item	Proposed IMT-2030 related deliverable	Aspect to be addressed in proposed deliverable	Work start timing in WP 5D	Document completion in WP 5D	IMT-2020 model document (These existing IMT-2020 documents provide a potential basis for the future new IMT-2030 documents, noting that this may change as a result of future discussions)	Responsible WG (and SWG)
7	<b>Doc. IMT-2030/YYY Input Submissions Summary</b>	Capturing in ITU-R documentation the inputs documents and the initial view of suitability as a valid submission	Meeting #54 (February 2027)	Meeting #59 (February 2029)	For example, Documents <a href="#">IMT-2020/3</a> thru <a href="#">IMT-2020/7</a> and <a href="#">IMT-2020/12</a> “Acknowledgement of candidate submission from .....under step 3 of the IMT- process (... technology)”	WG TECH (SWG COORD)
8	<b>Doc. IMT-2030/ZZZ Evaluation Reports Summary</b>	As the evaluation of each candidate technology proceeds the results of each evaluation of each technology by the different evaluation groups must be documented and analysed by WP 5D towards the final evaluation assessment	Meeting #56 (February 2028)	Meeting #61 (October 2029)	For example, Document <a href="#">IMT-2020/38(Rev.1)</a> “Evaluation IMT-2020 candidates technology submissions in documents IMT-2020/xyz by XYZ Evaluation Group”	WG TECH (SWG EVAL)

Item	Proposed IMT-2030 related deliverable	Aspect to be addressed in proposed deliverable	Work start timing in WP 5D	Document completion in WP 5D	IMT-2020 model document (These existing IMT-2020 documents provide a potential basis for the future new IMT-2030 documents, noting that this may change as a result of future discussions)	Responsible WG (and SWG)
9	<b>Draft new Report ITU-R M [IMT-2030 OUTCOME]</b>	The outcome of the evaluation and assessment and the statement on those candidate technologies suitable to move to the specification phase in ITU-R	Meeting #60 (June 2029)	Meeting #62 (February 2030)	Report <a href="#">ITU-R M.2483</a> “The outcome of the evaluation, consensus building and decision Of the IMT-2020 process (Steps 4 to 7), including characteristics. Of IMT-2020 radio interface”	WG TECH (SWG EVAL)
10	<b>Doc. IMT-2030 VVV Process and use of GCS</b>	Information on the process and use of the GCS, references, and certifications	Meeting #57 (June 2028)	Meeting #58 (October 2028)	For example, Document <a href="#">IMT-2020/20</a> “Process and the use of Global Core Specification (GCS), references and related certifications in conjunction with Recommendation ITU-R M.2150”	WG TECH (SWG IMT SPECS)

Item	Proposed IMT-2030 related deliverable	Aspect to be addressed proposed deliverable	Work start timing in WP 5D	Document completion in WP 5D	IMT-2020 model document (These existing IMT-2020 documents provide a potential basis for the future new IMT-2030 documents, noting that this may change as a result of future discussions)	Responsible WG (and SWG)
11	<b>Draft new Recommendation on ITU-R M. [IMT-2030 SPECS]</b>	The detailed specifications of each of IMT-2030 technology(ies)	Meeting #60 (June 2029)	Meeting #63 (June 2030)	Recommendation <a href="#">ITU-R M.2150</a> “Detailed specifications of the terrestrial radio interfaces of International Mobile Telecommunications-Advanced (IMT-2020)”	WG TECH (SWG IMT SPECS)
12	<b>Doc. IMT-2030/WWW Update procedure for Rec. ITU-R M. [IMT-2030 SPECS]</b>	Procedure for the development of draft revisions	Meeting #63 (June 2030)	Meeting #64 (October 2030)	For example, Document <a href="#">IMT-ADV/25(Rev.2)</a> “Procedure for the development of draft revisions of Recommendation ITU-R M.2012 “Detailed specifications of the terrestrial radio interfaces of IMT-Advanced”	WG TECH (SWG IMT SPECS)

## 10 IMT SPECTRUM AND UNIVERSAL SERVICE OBLIGATIONS

---

### 10.1 Broadband challenge in South Africa

Access to broadband is a necessary condition of economic development in the modern economy. Although attention has been paid to the economic benefits of broadband as calculated by the World Bank, it is probably more accurate to note the converse that an area that does not have broadband will suffer relative economic decline.

The broadband challenge in all countries is to overcome the specific problems associated with geography and the distribution of population and the manner in which the economic viability of broadband rollout varies from area to area due to the significant differences in financial outlay required and differences in the level of demand (or ability to pay).

A general rule of telecommunications is that, by virtue of geography, it is generally true that the highest revenue customers are the cheapest and easiest to serve as business, and the rich tend to cluster. The main providers of broadband in South Africa are mobile customers, and it is probably true that mobile providers are fast approaching the point where economic customers have been captured. In the GSM rollout, a key driver was the need to demonstrate market share and competitive coverage.

Therefore, even when lower frequencies are made available, providers generally consider that rural, underserved areas are uneconomic for the provision of service as income levels are considered to be low. A lack of broadband in a rural area means that those inhabitants will be excluded from participating in the digital economy, exacerbating the disadvantages they have inherited by virtue of their physical address.

In South Africa, the landscape is dominated by a hierarchy of metropolitan areas, with one dominant metropolitan area (Gauteng), three second-tier metropolitan areas (Cape Town, Durban, and the smaller Port Elizabeth) and then a hierarchy of cities serving sub-regions. The rest of the country is then characterised by two types of economic landscape:

- Areas of low population density characterised by commercial farming areas which towards the west become semi-arid and virtually unpopulated; and
- Areas of relatively high population density are characterised by near-subsistence farming with an evenly dispersed, fairly high-density population.

#### **The priority underserved areas.**

- (a) In order to ensure that universal access to broadband the Authority imposed the following:

- Uplink and throughput obligations
- Coverage obligations on tier 1 and tier 2 operations
- Open access obligations
- Social obligations
- Spectrum sharing

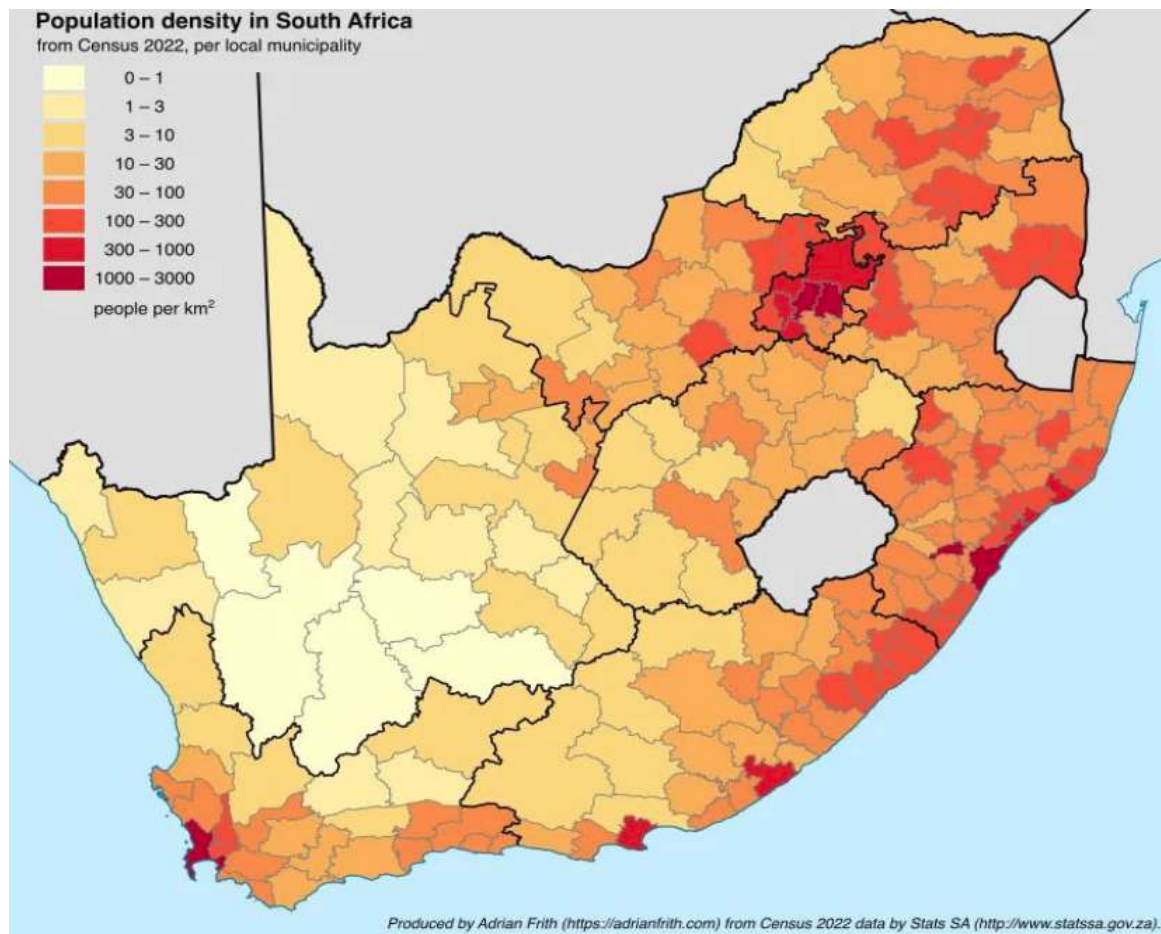
The map of population density (**Error! Reference source not found.**) illustrates this pattern very clearly and equally illustrates the broadband challenge. There are areas of high population density in the northeast of the Eastern Cape, substantial areas of Kwa-Zulu Natal and Limpopo and the east of Mpumalanga province which are clearly rural, and it is these areas that are generally underserved. As a rough estimate, probably over 80% of the population that is underserved occupies less than 10% of the country's land. The population in these areas is fairly dispersed, and it can be contended that the 700 MHz and 800 MHz bands and potentially the 450-470 MHz band will be required to meet universal service targets<sup>30</sup>. The importance of these bands is that they allow coverage of far wider areas using existing base stations and reduce the number of additional base stations (subsequently reducing the major cost element).

The licensees assigned to these bands should be subject to strict and enforced coverage targets<sup>31</sup>.

---

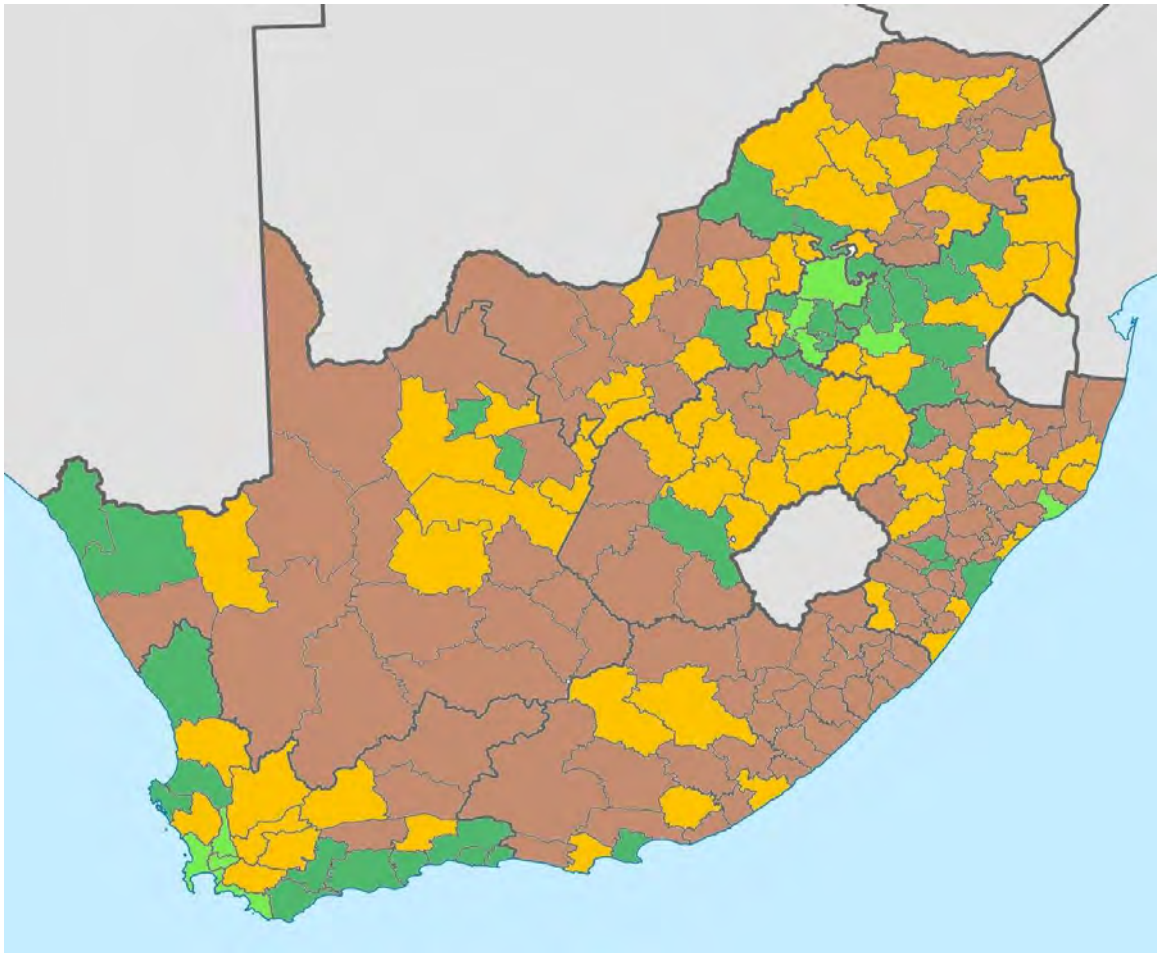
<sup>30</sup> The Northern Cape and similar areas also provide challenges for coverage, but here the population tends to be more clustered, and the problem is more one of backhaul than the frequency used for access.

<sup>31</sup> The value of the digital dividend frequencies to operators probably does lie in the capacity that is made available in areas that already have existing coverage. The value to the nation lies in the potential universal coverage that these bands can provide, and the assignment and licensing process should reflect this.



**Figure 37: Population densities in South Africa (2022)**





**Figure 38: Under-serviced Areas in South Africa, 2016**

*Underserviced areas are tan (moderately under-serviced) & brown (severely under-serviced)*

*Serviced areas are light green and dark green.*

*Source: ICASA*

## **10.2 Considerations for assignment**

### **10.2.1 To link or not to link the frequency bands.**

The Authority has been considering linking Low and Mid frequencies in order to ensure Coverage and Capacity is achieved in terms of Universal Access to Mobile Broadband (for example the Sub 1 GHz and the those between 1 and 5 GHz frequency band). The argument is that this will allow the 2.6 GHz band to be used to provide capacity for 'hotspots' where more capacity is required.

The issue to be considered is what the potential outcomes are if lower frequencies are not linked to higher frequencies:

- A licensee that only has assignments in the lower frequencies may find that the frequencies become congested, and capacity cannot be increased in the urban areas which the operator is relying on to make a profit to offset investments; and
- A licensee that only has an assignment in higher bands (such as 2600 MHz or higher) and is not compelled to provide universal service due to the propagation challenges of the band, can simply focus on the urban 'hotspots' (large and small) which generate revenue and by doing so potentially undermine the financial viability of the universal service provider.

These cases are somewhat hypothetical but do illustrate the issues that need to be considered in effective assignment.

### **10.2.2 Individual Assignment or Wholesale**

The issue of whether the 700 and 800 MHz bands (or even 450-470 MHz band) should be assigned on an individual basis or on a wholesale, open-access basis is beyond the scope of the present document, however whatever the option that is chosen, obligations should be imposed on the licensee.

### **10.3 Assignment: Obligations for Licensees**

This section illustrates some indicative minimum obligations for licensees of IMT bands in order to achieve universal service targets. However, the details will be aligned with the Broadband policy and contained in the relevant ITA.

Coverage and capacity obligation per IMT band in South Africa:

- 450-470 MHz
  - Coverage obligations for licensee by end of 2025 (mobile terminals assumed):
    - All areas with at least 100 inhabitants to be covered indoor (with indoor penetration assumption of 10 dB) with minimum user data rate of 150 kbps uplink and 300 kbps downlink;
    - All main roads (national and provincial routes) in-car (equal to at least 10 dB penetration assumption) and metropolitan railways<sup>32</sup>(equal to at least 20 dB penetration assumption in carriage).

- All smaller settlements with less than 100 inhabitants (and more than 20 inhabitants) to be covered outdoor with minimum user data rate of 150 kbps uplink and 300 kbps downlink;
- Special areas of interest such as tourism areas to be covered outdoor with minimum user data rate in 150 kbps uplink and 300 kbps downlink; and
- The outdoor obligations could be met by using fixed mobile stations with external high gain antennas and Wi-Fi service distribution. This coverage has to be assigned separately in coverage maps.
- FDD and TDD: Capacity obligation of minimum uplink and downlink user data rate of 100 kbps for 90% of active users in the cell in the busy hour.
- 700 MHz or 800 MHz (different assignments of 2×5 MHz)
  - Coverage obligations for licensees by end of 2020 (mobile terminals assumed):
  - All centres with at least 1000 inhabitants to be covered indoor (with indoor penetration assumption of 15 dB) with minimum user data rate of 150 kbps uplink and 500 kbps downlink.
  - Capacity obligation of minimum uplink user data rate of 100 kbps for 90% of active users in the cell in the busy hour.
  - Capacity obligation of minimum downlink user data rate of 300 kbps for 90% of active users in the cell in the busy hour.
- 850 MHz (2×5 MHz currently assigned to Liquid Telecom, now used for CDMA)
  - Coverage obligations to be defined pending resolution of interference situation with GSM-R.
  - Capacity obligation of minimum uplink user data rate of 100 kbps for 90% of active users in the cell in the busy hour.
  - Capacity obligation of minimum downlink user data rate of 300 kbps for 90% of active users in the cell in the busy hour.
  - Capacity obligations must also be met by current licensees.
- 2300-2400 MHz (different lots of 20 MHz)
  - *Note that 60 MHz are assigned to Telkom and 40 MHz is available for new assignments.*
  - TDD: Capacity obligation of minimum uplink and downlink user data rate of 500 kbps for 90% of active users in the cell in the busy hour.

- Capacity obligations must also be guaranteed by current licensees.
- 2500-2570 MHz paired with 2620-2690 MHz (different lots of 2×5 MHz) and one TDD licensee for 50 MHz.
  - FDD: Capacity obligation of minimum uplink user data rate of 500 kbps for 90% of users in the cell in the busy hour.
  - FDD: Capacity obligation of minimum downlink user data rate of 500 kbps for 90% of active users in the cell in the busy hour.
  - TDD: Capacity obligation of minimum uplink and downlink user data rate of 500 kbps for 90% of active users in the cell in the busy hour.
- 3400-3600 MHz (different lots of 20 MHz)
  - TDD: Capacity obligation of minimum uplink and downlink user data rate of 500 kbps for 90% of active users in the cell uplink and downlink busy hour.

The minimum service requirements are based on minimum user data rates of current 2G and 3G networks and are intentionally kept low in order to achieve agreement to harmonise minimum service requirements for all bands for all cells. Existing assignments must use these minimum user data rates otherwise there is the risk that operators might implement traffic shifting mechanisms to downgrade users to bands without minimum service requirement obligations. These service requirements will also hold for future assignments in, e.g. 1700-2300 MHz bands.

The minimum service requirements are differentiated with lower requirements in coverage bands below 1 GHz and higher requirements for capacity bands higher than 1 GHz. Therefore, the operators still have the possibility of quality-driven traffic management, while still ensuring a minimum performance in all bands and focusing on higher data rates in higher bands with higher capacity density. This also improves spectral efficiency due to more efficient usage of resources in higher bands.

## 11 CONSIDERATIONS ARISING OUT OF IMT ROADMAPS 2019

---

### 11.1 Considerations IMT Bands for implementation 2014 Roadmap

This process is still ongoing and is part of the IMT Roadmap 2019. Within this IMT roadmap, the following important recommendations will be highlighted:

#### 450 - 470 band

- The IMT450 band may prove essential for cost-efficient rural coverage for the SA Connect initiative. Potential deployments in IMT700 or IMT800 bands would increase radio access network deployment costs significantly by 55-85%, depending on the target areas and services.
- IMT450 TDD uplink would only slightly reduce coverage and remain the opportunity for uplink favourable IMT implementation. IMT450 TDD downlink would reduce coverage gain significantly and is not recommended.
- IMT450 has an advantage for IMT TDD due to improved uplink schemes and high uplink demands due to M2M applications. There is the potential for spectrum pairing with higher TDD spectrum bands.
- The IMT450 band might also be attractive to PPDR-supporting services in addition to the SAPS network. 2×5 MHz FDD would be appropriate in this case. TDD is not suggested for PPDR due to reduced coverage characteristics.
- The 450-470 MHz band should be used exclusively for IMT. Potential co-existence scenarios could be deployed dependent on satisfactory trial results:
  - Therefore, the 450-470 MHz band should be used for IMT, for basic broadband coverage in rural areas and potential future services like M2M and connected car application. Both demands will evolve over the following years with the availability of new IMT networks and the availability of devices; and
  - Migration should start as soon as possible dependent on the spectrum vacated by SAPS as one of the targeted destination bands 406-430 MHz,

#### 700 and 800 bands

- IMT700 and IMT800 offer 2×63 MHz (for both ITU Region 1 and ITU Region 3).
- Option 2 and Option 3 (ITU Region 1) offer in addition 10-15 MHz TDD spectrum and are therefore more spectrum-efficient if the TDD band is used;
  - potential channelisation of IMT750 will be decided at WRC-15 and based on WP5D recommendation.

- Option 1 (ITU Region 3) offers a larger ecosystem currently, but ITU Region 3 equipment could also be used in ITU Region 1, at least within the 30 MHz international roaming band.
- In addition, Option 1 (ITU Region 3) would offer 2×10 MHz instead of 2×5 MHz in IMT850 **only if there is no implementation of GSM-R**, but this is not the case for South Africa. Therefore, in this context, the Option 2 and 3 (ITU Region 1) solutions are more advantageous.

#### CDMA and GSM-R

- Liquid Telecom's assignment in IMT850 was 827-832 // 872-877 MHz and overlapping to the GSM-R assignment from 876-880 MHz // 921-925 MHz. Liquid Telecom has to ensure the migration to 825-830 // 870-875 MHz, which is 1 MHz next to the GSM-R band; therefore, the IMT850 licensees need to implement interference mitigation measures (e.g. filters) in areas with GSM-R sites.
- From the IMT850 band, Liquid is to be migrated to the IMT900 band, which will free up the full IMT800 band for effective use by those licensees who bought that spectrum in ICASA's 2022 auction, once the analogue switch-off is complete. Liquid is foregoing almost 2x5 MHz in the 850 MHz band, and is being migrated to 2x5 MHz in IMT900, and so it is not migrating to a different band with a significantly different physics.
- PRASA currently deploys GSM-R, and it is expected that GSM-R will also have long-term usage. The next possible migration step might be from GSM-R in 877.695-880//921-925 MHz to LTE-R in the IMT850 band. GSM-R investment might be optimised in the case of proper usage of SRAN equipment and further upgrades to LTE.

#### 900 band

- The IMT900 migration from GSM to LTE should be possible in 2×5 MHz steps immediately. The additional demands of broadband IMT require spectrum harmonisation to allow licensees to have contiguous assignments. Consolidation will not be initiated until all operators have aligned to Phase 2 (Scenario 3) in order to carry out a one-step migration towards full IMT-usage with 2×5 MHz bands.
- Current guard bands have to be reduced between the operators on mutual agreement to improve spectral efficiency.
- The IMT900 band ranges between 880 MHz to 915 MHz paired with 925 MHz to 960 MHz. South Africa still retains a large number of its subscriber base for Voice with the current 2G GSM spectrum (900 MHz and 1800 MHz) being fully utilised by the current licence holders. The GSM 900 MHz and 1800 MHz frequencies are currently occupied by the incumbent mobile operators who have nationwide assignments.

1800 and 2100 bands

- Potential migrations of GSM1800 or UMTS2100 bands to broadband IMT1800 or IMT2100 are possible and should be allowed based on operator's capacity needs.
- 1800 band should follow the worldwide with 2x75 MHz. 2100 band should follow the worldwide with 2x60 MHz. The 1800 MHz band consists of  $2 \times 75$  MHz bandwidth (1710-1785 MHz (uplink)) paired with 1805-1880 MHz (downlink)).
- In South Africa the operators use the IMT1800 for  $2 \times 75$  MHz from 1710-1880 MHz for 6 operators with each having  $2 \times 12$  MHz. There are also 4 operators who already have UMTS 2100 FDD spectrum of  $2 \times 15$  MHz each.
- IMT2100 extensions of TDD and FDD spectrum still need to be discussed and agreed at ITU level.

2300 band

- The IMT2300 band is almost fully used. The only free spectrum of 40 MHz is to be assigned through an Invitation To Apply (ITA). There might be a temporary solution for Rain (WBS) to move their services to 2585-2600 MHz until the new IMT-TDD licensee would need the new spectrum.
  - The 2400-2500 MHz band should be used for ISM applications and DECT-services; In case of interference with 2380-2400 MHz assignments, the ISM-band operator needs to establish a sufficient guard band.
  - The frequency band 2300-2400 MHz is allocated to the mobile service on a Primary basis in the ITU Radio Regulations for all three ITU Regions. WRC-07 identified the band 2300-2400 MHz for IMT and it is targeted for use for TDD technology (e.g. 3GPP LTE Band 40).

2600 band

- IMT2600 should follow the worldwide option 1 with  $2 \times 70$  MHz FDD and 50 MHz TDD.
- The option could be considered that the IMT TDD spectrum (IMT450, IMT750 and IMT2600) be assigned to operator to strengthen the TDD ecosystem in South Africa.

3500 band

- IMT3500 has 200 MHz of bandwidth with the band configured for TDD starting from 3400 MHz and ending at 3600 MHz.. There is a general preference for TDD in higher bands due to the asymmetry of TDD and better decoupling characteristics, especially with the IMT3500 band because of the economy of scale.
- 190 MHz of the bandwidth in the band has been assigned through an auction for use, with only 10 MHz available to be licensed.

## **11.2 Considerations IMT Roadmap frequency bands for IMT-2030 Implementation**

More input required on the timeframe and implementation challenges considering the South African situations, implementation of the bands identified for IMT as well as ITU Region 1 considerations.

The process of developing IMT-2030 is ongoing in ITU-R, in cooperation with standardisation organisations. Recommendation ITU-R M.2083 addressed the objectives of the future development of IMT for 2020 and beyond, which includes further enhancements of existing IMT and the development of IMT-2030.

IMT-2020 Vision, in Recommendation ITU-R.M.2083, indicates that IMT-2020 technologies are under development, and are likely to include both an evolution of existing and new radio technologies. Potential IMT-2020 services and applications can be grouped into three different classes: Enhanced Mobile Broadband, Massive Machine Type Communications, Ultra-Reliable and Low Latency Communications.

Recommendation ITU-R M.2160-0 is the Framework and overall objectives of the future development of IMT for 2030 and beyond. This Recommendation describes a framework and overall objectives for the development of the terrestrial component of International Mobile Telecommunications (IMT) for 2030 and beyond (IMT-2030). IMT is expected to continue to better serve the needs of the networked society, for both developed and developing countries in the future.

In the Recommendation, the framework of the development of IMT-2030, including a broad variety of capabilities associated with envisaged usage scenarios, is described. Furthermore, this Recommendation addresses the objectives for the development of IMT-2030, which includes further enhancement and evolution of existing IMT. Aspects of interworking with other networks are also addressed.

See section 8.2 for frequency bands.



## APPENDIX A: GLOSSARY OF TERMS, ABBREVIATIONS AND ACRONYMS

<b>3G</b>	3G or 3rd generation mobile telecommunications is a generation of standards for mobile phones and mobile telecommunication services fulfilling the International Mobile Telecommunications-2000 (IMT-2000) specifications by the ITU
<b>3GPP</b>	the 3rd Generation Partnership Project (3GPP) that unites [Seven] telecommunications standard development organisations that provides their members with a stable environment to produce the Reports and Specifications that define 3GPP technologies;
<b>4G</b>	the Fourth Generation Network Technology that has been certified by the ITU-R, having met the Standard requirements of the IMT-Advance in accordance Recommendation ITU-R M. M.2134;
<b>5G</b>	the Fifth Generation Network Technology that will be certified by the ITU-R, having met the Standard requirements of the IMT-2020 in accordance Recommendation ITU-R M. IMT-2020.TECH PERF REQ completed by end 2020;
<b>Act</b>	the Electronic Communications Act, 2005 (Act No. 36 of 2005);
<b>Administration</b>	Members States of the International Telecommunications Union;
<b>Allocation</b>	entry in the Table of Frequency Allocations of a given frequency band for the purpose of its use by one or more terrestrial or space <i>radiocommunication services</i> or the <i>radio astronomy service</i> under specified conditions.
<b>Allotment</b>	(of a radio frequency or radio frequency channel) mean Entry of a designated frequency channel in an agreed plan, adopted by a competent conference, for use by one or more administrations for a terrestrial or space <i>radiocommunication service</i> in one or more identified countries or geographical areas and under specified conditions
<b>Amateur</b>	a person who is interested in the radio technique solely for a private reason and not for financial gain and to whom the Authority has granted an amateur

	radio station licence and shall mean a natural person and shall not include a juristic person or an association: provided that an amateur radio station licence may be issued to a licensed radio amateur acting on behalf of a duly founded amateur radio association;
<b>APT</b>	Asia-Pacific Telecommunity which is the focal organisation for ICT in the Asia-Pacific region. The APT has 38 member countries, 4 associate members and 131 affiliate members.
<b>Assignment</b>	the authorisation given by the authority to a licensee to use a radio frequency or radio frequency channel under specified conditions;
<b>ATU</b>	the African Telecommunications Union
<b>Authority</b>	the Independent Communications Authority of South Africa;
<b>Base station</b>	a land radio station in the land mobile service for a service with land mobile stations;
<b>BFWA</b>	Broadband Fixed Wireless Access
<b>BS</b>	Broadcast Service or Base Station
<b>BTX</b>	Base Transceiver;
<b>CA</b>	Carrier Aggregation
<b>CCTV</b>	Closed-circuit television
<b>CDMA</b>	Code Division Multiple Access
<b>CEPT</b>	Conference of European Posts and Telecommunications Authorities;
<b>CoMP</b>	Co-ordinated Multi Point
<b>CRASA</b>	Communications Regulators' Association of Southern Africa
<b>DAB</b>	Digital Audio Broadcasting which is a digital radio technology for broadcasting radio stations

<b>DECT</b>	Digital Enhanced Cordless Telecommunications 1880 - 1900 MHz which is a digital communication standard, primarily used for creating cordless phone systems
<b>DF</b>	Dual Frequency
<b>DoC</b>	Department of Communications
<b>DTT</b>	Digital Terrestrial Television
<b>DTT Mobile</b>	Digital Terrestrial Television for Mobile services
<b>ECA</b>	the Electronic Communications ACT of South Africa, Act No 36 of 2005
<b>EDGE</b>	Enhanced Data rates for GSM Evolution and is a digital mobile phone technology that allows improved data transmission rates as a backward-compatible extension of GSM
<b>EIRP</b>	effective isotropical radiated power;
<b>ERP</b>	effective radiated power, which is the product of the power supplied to an antenna and its gain relative to a half wave dipole in a given direction;
<b>ETSI</b>	European Telecommunications Standards Institute
<b>FDD</b>	Frequency Division Duplex
<b>FDMA</b>	Frequency Division Multiple Access
<b>FMP</b>	Frequency Migration Plan
<b>FPLMTS</b>	Future Public Land Mobile Telecommunications System also called IMT-2000
<b>FTBFP 2008</b>	Final Terrestrial Broadcast Frequency Plan of 2008
<b>FWA</b>	Fixed Wireless Access
<b>FWBA</b>	Fixed Wireless Broadband Access
<b>Gbps</b>	Gigabits per second

<b>GHz</b>	Gigahertz of Radio Frequency Spectrum;
<b>GSM</b>	Global System for Mobile Communications, (originally Groupe Spécial Mobile), and is a standard set developed by the European Telecommunications Standards Institute (ETSI) to describe technologies for second generation (2G) digital cellular networks
<b>GSM-R</b>	GSM for Railways
<b>IEEE</b>	the Institute of Electrical and Electronics Engineers
<b>IMT</b>	the root name that encompasses both IMT-2000 and IMT-Advanced, IMT-2020 and IMT-2030 collectively known as International Mobile Telecommunications;
<b>IMT-2000</b>	the International Mobile Telecommunications, as envisioned in ITU-R Recommendation ITU-R M.687 and M.816;
<b>IMT-Advanced</b>	the International Mobile Telecommunications, as envisioned in Recommendation ITU-R M.1645;
<b>IMT-2020</b>	the International Mobile Telecommunications, as envisioned in Recommendation ITU-R M.2083;
<b>IMT-2030</b>	the International Mobile Telecommunications, as envisioned in Recommendation ITU-R M.2160;
<b>INMARSAT</b>	International Maritime Satellite
<b>IoT</b>	Internet of Things
<b>ISM</b>	Industrial, Scientific, and Medical
<b>ITU</b>	International Telecommunication Union
<b>ITU RR</b>	International Telecommunication Union Radio Regulations
<b>kHz</b>	Kilohertz of Radio Frequency Spectrum
<b>Land mobile service</b>	a mobile radio-communication service between fixed stations and mobile land stations, or between land mobile stations

<b>LEO</b>	Low Earth Orbit satellites
<b>LMR</b>	Land Mobile Radio
<b>Low Power Radio</b>	radio apparatus, normally hand-held radios used for short range two-way voice communications;
<b>LTE</b>	Long Term Evolution and is a standard for wireless communication of high-speed data for mobile phones and data terminals. It is based on the GSM/EDGE and UMTS/HSPA network technologies
<b>M2M</b>	Machine to Machine
<b>MFN</b>	Multiple Frequency Networks
<b>MHz</b>	Megahertz of Radio Frequency Spectrum;
<b>MIMO</b>	Multiple-Input and Multiple-Output and is the use of multiple antennas at both the transmitter and receiver to improve communication performance
<b>Mobile station</b>	a radio station that is intended to be operated while it is in motion or while it is stationary at an unspecified place
<b>Model Control apparatus</b>	radio apparatus used to control the movement of the model in the air, on land or over or under the water surface
<b>MTX</b>	Mobile Transceiver
<b>Non-specific Short-Range Devices</b>	radio apparatus used for general telemetry, telecommand, alarms and data applications with a pre-set duty cycle (0.1%: S duty cycle < 100%)
<b>NRFP</b>	the National Radio Frequency Plan 2018 for South Africa
<b>OB</b>	Outside Broadcast
<b>PAMR</b>	Public Access Mobile Radio
<b>PMR</b>	Public Mobile Radio and is radio apparatus used for short range two-way voice communications;

<b>PPDR</b>	Public Protection and Disaster Relief as defined in ITU-R Report M.2033.
<b>PRASA</b>	Passenger Rail Agency of South Africa
<b>PTM</b>	Point to Multipoint
<b>PTP</b>	Point to Point
<b>Radio trunking</b>	a technique by means of which free channels out of a group of radio frequency channels allocated to a base station are automatically made available for the establishment of a connection between the stations of a user
<b>Radio-communication</b>	all electronic communication by means of radio waves;
<b>Rain (WBS)</b>	Rain which is a provider of wireless broadband
<b>RATG</b>	Radio Access Technology Group
<b>Relay or repeater station</b>	a land station in the land mobile service;
<b>RFID</b>	Radio Frequency Identification and is a wireless system that uses radio frequency communication to automatically identify, track and manage objects, people, or animals. It consists of two main components viz, a tag and a reader which are tuned to the same frequency
<b>RFSAP</b>	Radio Frequency Spectrum Assignment Plan
<b>RLAN</b>	Radio Local Access Network and is the high data rate two-way (duplex) wireless data communications network
<b>SABRE</b>	South African Band Re-Planning Exercise
<b>SADC</b>	means Southern African Development Community
<b>SADC FAP</b>	Southern African Development Community Frequency Allocation Plan 2010
<b>SAPS</b>	South African Police Service

<b>Self Helps</b>	repeater stations rebroadcasting television channels to limited areas on a low power basis
<b>Service licence</b>	a BS, ECS or ECNS licence;
<b>SF</b>	Single Frequency
<b>SFN</b>	Single Frequency Network
<b>Ship station</b>	a mobile station in the maritime mobile service that has been erected
<b>SNG</b>	Satellite News Gathering
<b>Spread spectrum</b>	a form of wireless communications in which the frequency of the transmitted signal is deliberately varied, resulting in a much greater bandwidth than the signal would have if its frequency were not varied
<b>SRD</b>	Short Range Device and is a piece of apparatus which includes a transmitter, and/or a receiver and or parts thereof, used in alarm, telecommand telemetry applications, etc., operating with analogue speech/music or data (analogue and/or digital) or with combined analogue speech/music and data, using any modulation type intended to operate over short distances;
<b>STB</b>	Set Top Box for DVB-T2 reception
<b>STL or Studio Links</b>	point to point links in the broadcasting frequency bands used to connect studios to transmitters
<b>T-DAB</b>	Terrestrial Digital Audio Broadcasting
<b>TDD</b>	Time Division Duplex
<b>TDMA</b>	Time Division Multiple Access
<b>Telemetry</b>	the transmission of remotely measured data
<b>TETRA</b>	Terrestrial Trunked Radio and is a professional mobile radio [2] and two-way transceiver specification. TETRA was specifically designed for use by government agencies, emergency services, (police forces, fire departments,

	ambulance) for public safety networks, rail transportation staff for train radios, transport services and the military. TETRA is an ETSI standard.
<b>UE</b>	user equipment
<b>UHF</b>	Ultra High Frequency
<b>UMTS</b>	Universal Mobile Telecommunications System is a third-generation mobile cellular technology for networks based on the GSM standard
<b>VHF</b>	Very High Frequency
<b>Video Surveillance Equipment</b>	radio apparatus used for security camera purposes to replace the cable between a camera and a monitor
<b>VSAT</b>	Very Small Aperture Terminal and is a two-way satellite ground station that is smaller than 3 metres in diameter
<b>WAS</b>	Wireless Access Systems and is end-user radio connections to public or private core networks;
<b>Wideband Wireless Systems</b>	radio apparatus that uses spread spectrum techniques and has a high bit rate;
<b>WiMAX</b>	Worldwide Interoperability for Microwave Access, also known as WirelessMAN which is a wireless broadband standard
<b>WP 5D</b>	ITU-R Working Party 5D - IMT Systems
<b>WRC 07</b>	World Radio Conference 2007 held in Geneva
<b>WRC 12</b>	World Radio Conference 2012 held in Geneva
<b>WRC 15</b>	the World Radio Conference held in Geneva 2015
<b>WRC 19</b>	the World Radio Conference planned to be held in Geneva 2019



## A.1 Definitions

### A.1.1 ITU Definitions

The standard definitions for spectrum management in the International Telecommunication Union (ITU) Radio regulations (Article 1) are as follows:

**allocation** (of a frequency band): Entry in the Table of Frequency Allocations of a given frequency band for the purpose of its use by one or more terrestrial or space *radiocommunication services* or the *radio astronomy service* under specified conditions. This term shall also be applied to the frequency band concerned. (1.16);

**allotment** (of a radio frequency or radio frequency channel): Entry of a designated frequency channel in an agreed plan, adopted by a competent conference, for use by one or more administrations for a terrestrial or space *radiocommunication service* in one or more identified countries or geographical areas and under specified conditions. (1.17); and

**assignment** (of a radio frequency or radio frequency channel): Authorisation given by an administration for a radio station to use a radio frequency or radio frequency channel under specified conditions. (1.18).

The ITU does not define spectrum migration as such.

In the Act, the reference to spectrum migration is clearly the migration of users of radio frequency spectrum to other radio frequency bands in accordance with the radio frequency plan. The main focus of the „FREQUENCY MIGRATION PLAN” is on migrating existing users.

Since certain issues of spectrum migration involve usage as opposed to users, it is useful to expand the definition of migration to include not just users but also uses. Therefore, the Authority's definition of radio frequency migration is:

**“Radio Frequency Spectrum Migration”** means the movement of users or uses of radio frequency spectrum from their existing radio frequency spectrum location to another.

### A.1.2 Spectrum re-farming

The term spectrum re-farming is widely used, but like spectrum migration does not have a universal definition and can mean slightly different things in different countries.

The ICT Regulation Toolkit<sup>33</sup> describes spectrum re-farming:

---

<sup>33</sup>This allows spectrum migration to encompass re-farming of spectrum within assigned bands, other technologies, and in-band migration such as the digitalisation of TV broadcast.

*as a process constituting any basic change in conditions of frequency usage in a given part of radio spectrum (see The ICT Regulation Toolkit)<sup>34</sup>.*

*Such basic changes might be:*

- 1. Change of technical conditions for frequency assignments;*
- 2. Change of application (particular radiocommunication system using the band); and*
- 3. Change of allocation to a different radiocommunication service.*

The term re-farming is used to describe:

- The process where a GSM operator changes the use of all, or part of the spectrum used for GSM to UMTS / LTE; especially where the spectrum licence has specified the technology (as GSM), and the operator licence has to be changed<sup>35</sup>.
- The situation where the individual assignments within a band are changed to allow more efficient use to be made of the frequency band (usually due to a change in technology).
- The process of reallocating and reassigning frequency bands where the licence period has expired. This is happening in Europe where the original GSM licences are expiring. For the purposes of the plan therefore, radio frequency spectrum re-farming may be defined as follows:

**"Refarming** (of frequency spectrum) "Spectrum redeployment (spectrum refarming) is a combination of administrative, financial, and technical measures aimed at removing users or equipment of the existing frequency assignments either completely or partially from a particular frequency band. The frequency band may then be allocated to the same or different service(s). These measures may be implemented in short, medium, or long timescales;" reference Recommendation. ITU-R SM.1603"

---

<sup>34</sup> The ICT Regulation Toolkit is a joint production of infoDev and the International Telecommunication Union

<sup>35</sup> Even where the licences are not technologically specific, and it could be argued that the change in use from GSM to LTE does not require a regulator to get involved; in order to make efficient use of the spectrum it may be necessary to modify the individual assignments within the band.

## APPENDIX B - ADDITIONAL INFORMATION 1.427-1.518 GHZ (2019)

1.4 GHz channel plans TR13-01(A)										ITU-R F.1242																																																																																																																																																																																																																																																																																																																																																																																																																																																																																																																																																																																																																																																																																																																																																																																																																																																																																																																																																																																																																																																																																																																																																																																																																																																																																																																																																																																																																																																																																																																																																																																																																																																																																																																																																																																																																																																																																																																																																																																																																																																																																																																																																
Annex A (new plan)																																																																																																																																																																																																																																																																																																																																																																																																																																																																																																																																																																																																																																																																																																																																																																																																																																																																																																																																																																																																																																																																																																																																																																																																																																																																																																																																																																																																																																																																																																																																																																																																																																																																																																																																																																																																																																																																																																																																																																																																																																																																																																																																																										
CEPT					TR13-01(A)															CEPT					TR13-01(A)																																																																																																																																																																																																																																																																																																																																																																																																																																																																																																																																																																																																																																																																																																																																																																																																																																																																																																																																																																																																																																																																																																																																																																																																																																																																																																																																																																																																																																																																																																																																																																																																																																																																																																																																																																																																																																																																																																																																																																																																																																																																																																																																	
Band					1.4 GHz (F.S)															Band					1.4 GHz (F.S)																																																																																																																																																																																																																																																																																																																																																																																																																																																																																																																																																																																																																																																																																																																																																																																																																																																																																																																																																																																																																																																																																																																																																																																																																																																																																																																																																																																																																																																																																																																																																																																																																																																																																																																																																																																																																																																																																																																																																																																																																																																																																																																																	
Ctr.Freq					1433.5 MHz															Ctr.Freq					1433.5 MHz																																																																																																																																																																																																																																																																																																																																																																																																																																																																																																																																																																																																																																																																																																																																																																																																																																																																																																																																																																																																																																																																																																																																																																																																																																																																																																																																																																																																																																																																																																																																																																																																																																																																																																																																																																																																																																																																																																																																																																																																																																																																																																																																	
Ch.Width					25 kHz															Ch.Width					250 kHz																																																																																																																																																																																																																																																																																																																																																																																																																																																																																																																																																																																																																																																																																																																																																																																																																																																																																																																																																																																																																																																																																																																																																																																																																																																																																																																																																																																																																																																																																																																																																																																																																																																																																																																																																																																																																																																																																																																																																																																																																																																																																																																																	
Separ.					142 MHz															Separ.					142 MHz																																																																																																																																																																																																																																																																																																																																																																																																																																																																																																																																																																																																																																																																																																																																																																																																																																																																																																																																																																																																																																																																																																																																																																																																																																																																																																																																																																																																																																																																																																																																																																																																																																																																																																																																																																																																																																																																																																																																																																																																																																																																																																																																	
Ch.Spac.					100x25 kHz															Ch.Spac.					15x250 kHz																																																																																																																																																																																																																																																																																																																																																																																																																																																																																																																																																																																																																																																																																																																																																																																																																																																																																																																																																																																																																																																																																																																																																																																																																																																																																																																																																																																																																																																																																																																																																																																																																																																																																																																																																																																																																																																																																																																																																																																																																																																																																																																																	
Ctr.Gap					117 MHz															Ctr.Gap					117 MHz																																																																																																																																																																																																																																																																																																																																																																																																																																																																																																																																																																																																																																																																																																																																																																																																																																																																																																																																																																																																																																																																																																																																																																																																																																																																																																																																																																																																																																																																																																																																																																																																																																																																																																																																																																																																																																																																																																																																																																																																																																																																																																																																	
																																								Old plan																																																																																																																																																																																																																																																																																																																																																																																																																																																																																																																																																																																																																																																																																																																																																																																																																																																																																																																																																																																																																																																																																																																																																																																																																																																																																																																																																																																																																																																																																																																																																																																																																																																																																																																																																																																																																																																																																																																																																																																																																																																																																																																		
Ch.	Go				Return				Ch.	Go				Return				Ch.	Go				Return				Ch.	Go				Return				Ch.	Go				Return				Ch.	Go				Return				Ch.	Go				Return				Ch.	Go				Return				Ch.	Go				Return				Ch.	Go				Return				Ch.	Go				Return				Ch.	Go				Return				Ch.	Go				Return				Ch.	Go				Return				Ch.	Go				Return				Ch.	Go				Return				Ch.	Go				Return				Ch.	Go				Return				Ch.	Go				Return				Ch.	Go				Return				Ch.	Go				Return				Ch.	Go				Return				Ch.	Go				Return				Ch.	Go				Return				Ch.	Go				Return				Ch.	Go				Return				Ch.	Go				Return				Ch.	Go				Return				Ch.	Go				Return				Ch.	Go				Return				Ch.	Go				Return				Ch.	Go				Return				Ch.	Go				Return				Ch.	Go				Return				Ch.	Go				Return				Ch.	Go				Return				Ch.	Go				Return				Ch.	Go				Return				Ch.	Go				Return				Ch.	Go				Return				Ch.	Go				Return				Ch.	Go				Return				Ch.	Go				Return				Ch.	Go				Return				Ch.	Go				Return				Ch.	Go				Return				Ch.	Go				Return				Ch.	Go				Return				Ch.	Go				Return				Ch.	Go				Return				Ch.	Go				Return				Ch.	Go				Return				Ch.	Go				Return				Ch.	Go				Return				Ch.	Go				Return				Ch.	Go				Return				Ch.	Go				Return				Ch.	Go				Return				Ch.	Go				Return				Ch.	Go				Return				Ch.	Go				Return				Ch.	Go				Return				Ch.	Go				Return				Ch.	Go				Return				Ch.	Go				Return				Ch.	Go				Return				Ch.	Go				Return				Ch.	Go				Return				Ch.	Go				Return				Ch.	Go				Return				Ch.	Go				Return				Ch.	Go				Return				Ch.	Go				Return				Ch.	Go				Return				Ch.	Go				Return				Ch.	Go				Return				Ch.	Go				Return				Ch.	Go				Return				Ch.	Go				Return				Ch.	Go				Return				Ch.	Go				Return				Ch.	Go				Return				Ch.	Go				Return				Ch.	Go				Return				Ch.	Go				Return				Ch.	Go				Return				Ch.	Go				Return				Ch.	Go				Return				Ch.	Go				Return				Ch.	Go				Return				Ch.	Go				Return				Ch.	Go				Return				Ch.	Go				Return				Ch.	Go				Return				Ch.	Go				Return				Ch.	Go				Return				Ch.	Go				Return				Ch.	Go				Return				Ch.	Go				Return				Ch.	Go				Return				Ch.	Go				Return				Ch.	Go				Return				Ch.	Go				Return				Ch.	Go				Return				Ch.	Go				Return				Ch.	Go				Return				Ch.	Go				Return				Ch.	Go				Return				Ch.	Go				Return				Ch.	Go				Return				Ch.	Go				Return				Ch.	Go				Return				Ch.	Go				Return				Ch.	Go				Return				Ch.	Go				Return				Ch.	Go				Return				Ch.	Go				Return				Ch.	Go				Return				Ch.	Go				Return				Ch.	Go				Return				Ch.	Go				Return				Ch.	Go				Return				Ch.	Go				Return				Ch.	Go				Return				Ch.	Go				Return				Ch.	Go				Return				Ch.	Go				Return				Ch.	Go				Return				Ch.	Go				Return				Ch.	Go				Return				Ch.	Go				Return				Ch.	Go				Return				Ch.	Go				Return				Ch.	Go				Return				Ch.	Go				Return				Ch.	Go				Return				Ch.	Go				Return				Ch.	Go				Return				Ch.	Go				Return				Ch.	Go				Return				Ch.	Go				Return				Ch.	Go				Return				Ch.	Go				Return				Ch.	Go				Return				Ch.	Go				Return				Ch.	Go				Return				Ch.	Go				Return				Ch.	Go				Return				Ch.	Go				Return				Ch.	Go				Return				Ch.	Go				Return				Ch.	Go				Return				Ch.	Go				Return				Ch.	Go				Return				Ch.	Go				Return				Ch.	Go				Return				Ch.	Go				Return				Ch.	Go				Return				Ch.	Go				Return				Ch.	Go				Return				Ch.	Go				Return				Ch.	Go				Return				Ch.	Go				Return				Ch.	Go				Return				Ch.	Go				Return				Ch.	Go				Return				Ch.	Go				Return				Ch.	Go				Return				Ch.	Go				Return				Ch.	Go				Return				Ch.	Go				Return				Ch.	Go				Return				Ch.	Go				Return				Ch.	Go				Return				Ch.	Go				Return				Ch.	Go				Return				Ch.	Go				Return				Ch.	Go				Return				Ch.	Go				Return				Ch.	Go				Return				Ch.	Go				Return				Ch.	Go				Return				Ch.	Go				Return				Ch.	Go				Return				Ch.	Go				Return				Ch.	Go				Return				Ch.	Go				Return				Ch.	Go				Return				Ch.	Go				Return				Ch.	Go				Return				Ch.	Go				Return				Ch.	Go				Return				Ch.	Go				Return				Ch.	Go				Return				Ch.	Go				Return				Ch.	Go				Return				Ch.	Go				Return				Ch.	Go				Return				Ch.	Go				Return				Ch.	Go				Return				Ch.	Go				Return				Ch.	Go				Return				Ch.	Go				Return				Ch.	Go				Return				Ch.	Go				Return				Ch.	Go				Return				Ch.	Go				Return				Ch.	Go				Return				Ch.	Go				Return				Ch.	Go				Return				Ch.	Go				Return				Ch.	Go				Return				Ch.	Go				Return				Ch.	Go				Return				Ch.	Go				Return				Ch.	Go				Return				Ch.	Go				Return				Ch.	Go				Return				Ch.	Go				Return				Ch.	Go				Return				Ch.	Go				Return				Ch.	Go				Return				Ch.	Go				Return				Ch.	Go				Return				Ch.	Go				Return				Ch.	Go				Return				Ch.	Go				Return				Ch.	Go				Return				Ch.	Go				Return				Ch.	Go				Return				Ch.	Go</			

Annex B (new plan)			
	CEPT TR13-01(B)		
	Band 1.4 GHz (F.S)		
	Ctr.Freq 1413.5 MHz		
	Ch.Width 500 kHz		
	Separ. 52 MHz		
	Ch.Spac. 48x500 kHz		
	Ctr.Gap 27 MHz		
Ch.	Go	Return	
1	1375.7500	1427.7500	
2	1376.2500	1428.2500	
3	1376.7500	1428.7500	
4	1377.2500	1429.2500	
5	1377.7500	1429.7500	
6	1378.2500	1430.2500	
7	1378.7500	1430.7500	
8	1379.2500	1431.2500	
9	1379.7500	1431.7500	
10	1380.2500	1432.2500	Telkom
11	1380.7500	1432.7500	
12	1381.2500	1433.2500	Telkom
13	1381.7500	1433.7500	
14	1382.2500	1434.2500	
15	1382.7500	1434.7500	
16	1383.2500	1435.2500	
17	1383.7500	1435.7500	
18	1384.2500	1436.2500	
19	1384.7500	1436.7500	
20	1385.2500	1437.2500	
21	1385.7500	1437.7500	
22	1386.2500	1438.2500	
23	1386.7500	1438.7500	
24	1387.2500	1439.2500	
25	1387.7500	1439.7500	
26	1388.2500	1440.2500	
27	1388.7500	1440.7500	
28	1389.2500	1441.2500	
29	1389.7500	1441.7500	
30	1390.2500	1442.2500	
31	1390.7500	1442.7500	
32	1391.2500	1443.2500	
33	1391.7500	1443.7500	
34	1392.2500	1444.2500	
35	1392.7500	1444.7500	
36	1393.2500	1445.2500	
37	1393.7500	1445.7500	
38	1394.2500	1446.2500	
39	1394.7500	1446.7500	Telkom
40	1395.2500	1447.2500	Telkom
41	1395.7500	1447.7500	Telkom
42	1396.2500	1448.2500	Telkom
43	1396.7500	1448.7500	Telkom
44	1397.2500	1449.2500	Telkom
45	1397.7500	1449.7500	Telkom
46	1398.2500	1450.2500	Telkom
47	1398.7500	1450.7500	Telkom
48	1399.2500	1451.2500	Telkom

Single (or simplex) frequency channels (shared) [Intended for migration of links < 1 GHz]									
ITU / CEPT		Based on REC ITU-R F.1242							
Band		1.5 GHz (F.S) Simplex							
Ctr.Freq		-							
Ch.Width		7x500 kHz & 140x25 kHz							
Separ.		-							
Ch.Spac.		7x 500 kHz & 140x 25 kHz							
Ctr.Gap		-							
Ch.		Ch.		Ch.		Ch.		Ch.	
1(IMT)	1517.75	37	1521.7375	73	1522.6375	109	1523.5375	145	1524.4375
2(IMT)	1518.25	38	1521.7625	74	1522.6625	110	1523.5625	146	1524.4625
3	1518.75	39	1521.7875	75	1522.6875	111	1523.5875	147	1524.4875
4	1519.25	40	1521.8125	76	1522.7125	112	1523.6125		
5	1519.75	41	1521.8375	77	1522.7375	113	1523.6375		
6	1520.25	42	1521.8625	78	1522.7625	114	1523.6625		
7	1520.75	43	1521.8875	79	1522.7875	115	1523.6875		
8	1521.0125	44	1521.9125	80	1522.8125	116	1523.7125		
9	1521.0375	45	1521.9375	81	1522.8375	117	1523.7375		
10	1521.0625	46	1521.9625	82	1522.8625	118	1523.7625		
11	1521.0875	47	1521.9875	83	1522.8875	119	1523.7875		
12	1521.1125	48	1522.0125	84	1522.9125	120	1523.8125		
13	1521.1375	49	1522.0375	85	1522.9375	121	1523.8375		
14	1521.1625	50	1522.0625	86	1522.9625	122	1523.8625		
15	1521.1875	51	1522.0875	87	1522.9875	123	1523.8875		
16	1521.2125	52	1522.1125	88	1523.0125	124	1523.9125		
17	1521.2375	53	1522.1375	89	1523.0375	125	1523.9375		
18	1521.2625	54	1522.1625	90	1523.0625	126	1523.9625		
19	1521.2875	55	1522.1875	91	1523.0875	127	1523.9875		
20	1521.3125	56	1522.2125	92	1523.1125	128	1524.0125		
21	1521.3375	57	1522.2375	93	1523.1375	129	1524.0375		
22	1521.3625	58	1522.2625	94	1523.1625	130	1524.0625		
23	1521.3875	59	1522.2875	95	1523.1875	131	1524.0875		
24	1521.4125	60	1522.3125	96	1523.2125	132	1524.1125		
25	1521.4375	61	1522.3375	97	1523.2375	133	1524.1375		
26	1521.4625	62	1522.3625	98	1523.2625	134	1524.1625		
27	1521.4875	63	1522.3875	99	1523.2875	135	1524.1875		
28	1521.5125	64	1522.4125	100	1523.3125	136	1524.2125		
29	1521.5375	65	1522.4375	101	1523.3375	137	1524.2375		
30	1521.5625	66	1522.4625	102	1523.3625	138	1524.2625		
31	1521.5875	67	1522.4875	103	1523.3875	139	1524.2875		
32	1521.6125	68	1522.5125	104	1523.4125	140	1524.3125		
33	1521.6375	69	1522.5375	105	1523.4375	141	1524.3375		
34	1521.6625	70	1522.5625	106	1523.4625	142	1524.3625		
35	1521.6875	71	1522.5875	107	1523.4875	143	1524.3875		
36	1521.7125	72	1522.6125	108	1523.5125	144	1524.4125		

# APPENDIX C – ADDITIONAL INFORMATION ON 24.25-27.5 GHZ (2019)

## 26 GHz BAND. ERC REC (00) 05 Annex 1 & T/R 13-02 Annex B (ITU-R F748.4)

Note: Earth Exploration-Satellite (space-to Earth) and Space Research are sharing on primary basis

Terrestrial channel plan

GO-"Leg"

28 MHz raster									
CH0 24563	CH0 24591	CH0 24619	CH0 24647	CH0 24675	CH0 24703	CH0 24731	CH0 24759	CH0 24787	CH0 24815
Gauteng		Ad hoc deployments countrywide						Ad hoc	Ad hoc
Telkom	Telkom	Telkom	Telkom	Telkom	Telkom	Telkom	Telkom	Telkom	Telkom
Dark Fibre consideration									
CH0 24843	CH0 24871	CH0 24899	CH0 24927	CH0 24955	CH0 24983	CH0 25011	CH0 25039	CH0 25067	CH0 25095
Rain		open		open		Nat		Nat	
Dark Fibre consideration									
CH0 25123	CH0 25151	CH0 25179	CH0 25207	CH0 25235	CH0 25263	CH0 25291	CH0 25319	CH0 25347	CH0 25375
ad hoc		Liquid Telecom		Liquid Telecom		Liquid Telecom		Liquid Telecom	
Dark Fibre consideration									
CH0 25403	CH0 25431	CH0 25459	CH0 25487	CH0 25515	CH0 25543	CH0 25571	CH0 25599	CH0 25627	CH0 25655
open		open		open		open		open	
Dark Fibre consideration									
CH0 25683	CH0 25711	CH0 25739	CH0 25767	CH0 25795	CH0 25823	CH0 25851	CH0 25879	CH0 25907	CH0 25935
open		open		open		open		open	
Dark Fibre consideration									
CH0 25963	CH0 25991	CH0 26019	CH0 26047	CH0 26075	CH0 26103	CH0 26131	CH0 26159	CH0 26187	CH0 26215
open		open		open		open		open	
Dark Fibre consideration									
CH0 26243	CH0 26271	CH0 26299	CH0 26327	CH0 26355	CH0 26383	CH0 26411	CH0 26439	CH0 26467	CH0 26495
open		open		open		open		open	
Dark Fibre consideration									
CH0 26523	CH0 26551	CH0 26579	CH0 26607	CH0 26635	CH0 26663	CH0 26691	CH0 26719	CH0 26747	CH0 26775
open		open		open		open		open	
Dark Fibre consideration									
CH0 26803	CH0 26831	CH0 26859	CH0 26887	CH0 26915	CH0 26943	CH0 26971	CH0 26999	CH0 27027	CH0 27055
open		open		open		open		open	
Dark Fibre consideration									
CH0 27083	CH0 27111	CH0 27139	CH0 27167	CH0 27195	CH0 27223	CH0 27251	CH0 27279	CH0 27307	CH0 27335
open		open		open		open		open	
Dark Fibre consideration									
CH0 27363	CH0 27391	CH0 27419	CH0 27447	CH0 27475	CH0 27503	CH0 27531	CH0 27559	CH0 27587	CH0 27615
open		open		open		open		open	
Dark Fibre consideration									
CH0 27643	CH0 27671	CH0 27699	CH0 27727	CH0 27755	CH0 27783	CH0 27811	CH0 27839	CH0 27867	CH0 27895
open		open		open		open		open	
Dark Fibre consideration									
CH0 27923	CH0 27951	CH0 27979	CH0 28007	CH0 28035	CH0 28063	CH0 28091	CH0 28119	CH0 28147	CH0 28175
open		open		open		open		open	
Dark Fibre consideration									
CH0 28203	CH0 28231	CH0 28259	CH0 28287	CH0 28315	CH0 28343	CH0 28371	CH0 28399	CH0 28427	CH0 28455
open		open		open		open		open	
Dark Fibre consideration									
CH0 28483	CH0 28511	CH0 28539	CH0 28567	CH0 28595	CH0 28623	CH0 28651	CH0 28679	CH0 28707	CH0 28735
open		open		open		open		open	
Dark Fibre consideration									
CH0 28763	CH0 28791	CH0 28819	CH0 28847	CH0 28875	CH0 28903	CH0 28931	CH0 28959	CH0 28987	CH0 29015
open		open		open		open		open	
Dark Fibre consideration									
CH0 29043	CH0 29071	CH0 29099	CH0 29127	CH0 29155	CH0 29183	CH0 29211	CH0 29239	CH0 29267	CH0 29295
open		open		open		open		open	
Dark Fibre consideration									
CH0 29323	CH0 29351	CH0 29379	CH0 29407	CH0 29435	CH0 29463	CH0 29491	CH0 29519	CH0 29547	CH0 29575
open		open		open		open		open	
Dark Fibre consideration									
CH0 29603	CH0 29631	CH0 29659	CH0 29687	CH0 29715	CH0 29743	CH0 29771	CH0 29799	CH0 29827	CH0 29855
open		open		open		open		open	
Dark Fibre consideration									
CH0 29883	CH0 29911	CH0 29939	CH0 29967	CH0 29995	CH0 30023	CH0 30051	CH0 30079	CH0 30107	CH0 30135
open		open		open		open		open	
Dark Fibre consideration									
CH0 30163	CH0 30191	CH0 30219	CH0 30247	CH0 30275	CH0 30303	CH0 30331	CH0 30359	CH0 30387	CH0 30415
open		open		open		open		open	
Dark Fibre consideration									
CH0 30443	CH0 30471	CH0 30499	CH0 30527	CH0 30555	CH0 30583	CH0 30611	CH0 30639	CH0 30667	CH0 30695
open		open		open		open		open	
Dark Fibre consideration									
CH0 30723	CH0 30751	CH0 30779	CH0 30807	CH0 30835	CH0 30863	CH0 30891	CH0 30919	CH0 30947	CH0 30975
open		open		open		open		open	
Dark Fibre consideration									
CH0 30999	CH0 31027	CH0 31055	CH0 31083	CH0 31111	CH0 31139	CH0 31167	CH0 31195	CH0 31223	CH0 31251
open		open		open		open		open	
Dark Fibre consideration									
CH0 31279	CH0 31307	CH0 31335	CH0 31363	CH0 31391	CH0 31419	CH0 31447	CH0 31475	CH0 31503	CH0 31531
open		open		open		open		open	
Dark Fibre consideration									
CH0 31559	CH0 31587	CH0 31615	CH0 31643	CH0 31671	CH0 31699	CH0 31727	CH0 31755	CH0 31783	CH0 31811
open		open		open		open		open	
Dark Fibre consideration									
CH0 31839	CH0 31867	CH0 31895	CH0 31923	CH0 31951	CH0 31979	CH0 32007	CH0 32035	CH0 32063	CH0 32091
open		open		open		open		open	
Dark Fibre consideration									
CH0 32119	CH0 32147	CH0 32175	CH0 32203	CH0 32231	CH0 32259	CH0 32287	CH0 32315	CH0 32343	CH0 32371
open		open		open		open		open	
Dark Fibre consideration									
CH0 32399	CH0 32427	CH0 32455	CH0 32483	CH0 32511	CH0 32539	CH0 32567	CH0 32595	CH0 32623	CH0 32651
open		open		open		open		open	
Dark Fibre consideration									
CH0 32679	CH0 32707	CH0 32735	CH0 32763	CH0 32791	CH0 32819	CH0 32847	CH0 32875	CH0 32903	CH0 32931
open		open		open		open		open	
Dark Fibre consideration									
CH0 32959	CH0 32987	CH0 33015	CH0 33043	CH0 33071	CH0 33099	CH0 33127	CH0 33155	CH0 33183	CH0 33211
open		open		open		open		open	
Dark Fibre consideration									
CH0 33239	CH0 33267	CH0 33295	CH0 33323	CH0 33351	CH0 33379	CH0 33407	CH0 33435	CH0 33463	CH0 33491
open		open		open		open		open	
Dark Fibre consideration									
CH0 33519	CH0 33547	CH0 33575	CH0 33603	CH0 33631	CH0 33659	CH0 33687	CH0 33715	CH0 33743	CH0 33771
open		open		open		open		open	
Dark Fibre consideration									
CH0 33799	CH0 33827	CH0 33855	CH0 33883	CH0 33911	CH0 33939	CH0 33967	CH0 33995	CH0 34023	CH0 34051
open		open		open		open		open	
Dark Fibre consideration									
CH0 34079	CH0 34107	CH0 34135	CH0 34163	CH0 34191	CH0 34219	CH0 34247	CH0 34275	CH0 34303	CH0 34331
open		open		open		open		open	
Dark Fibre consideration									
CH0 34359	CH0 34387	CH0 34415	CH0 34443	CH0 34471	CH0 34499	CH0 34527	CH0 34555	CH0 34583	CH0 34611
open		open		open		open		open	
Dark Fibre consideration									
CH0 34639	CH0 34667	CH0 34695	CH0 34723	CH0 34751	CH0 34779	CH0 34807	CH0 34835	CH0 34863	CH0 34891
open		open		open		open		open	
Dark Fibre consideration									
CH0 34919	CH0 34947	CH0 34975	CH0 35003	CH0 35031	CH0 35059	CH0 35087	CH0 35115	CH0 35143	CH0 35171
open		open		open		open		open	
Dark Fibre consideration									
CH0 35199	CH0 35227	CH0 35255	CH0 35283	CH0 35311	CH0 35339	CH0 35367	CH0 35395	CH0 35423	CH0 35451
open		open		open		open		open	
Dark Fibre consideration									
CH0 35479	CH0 35507	CH0 35535	CH0 35563	CH0 35591	CH0 35619	CH0 35647	CH0 35675	CH0 35703	CH0 35731
open		open		open		open		open	
Dark Fibre consideration									
CH0 35759	CH0 35787	CH0 35815	CH0 35843	CH0 35871	CH0 35899	CH0 35927	CH0 35955	CH0 35983	CH0 36011
open		open		open		open		open	
Dark Fibre consideration									
CH0 36039	CH0 36067	CH0 36095	CH0 36123	CH0 36151	CH0 36179	CH0 36207	CH0 36235	CH0 36263	CH0 36291
open		open		open		open		open	
Dark Fibre consideration									
CH0 36319	CH0 36347	CH0 36375	CH0 36403	CH0 36431	CH0 36459	CH0 36487	CH0 36515	CH0 36543	CH0 36571
open		open		open		open		open	
Dark Fibre consideration									
CH0 36599	CH0 36627	CH0 36655	CH0 36683	CH0 36711	CH0 36739	CH0 36767	CH0 36795	CH0 36823	CH0 36851
open		open		open		open		open	
Dark Fibre consideration									
CH0 36879	CH0 36907	CH0 36935	CH0 36963	CH0 36991	CH0 37019	CH0 37047	CH0 37075	CH0 37103	CH0 37131
open		open		open		open		open	
Dark Fibre consideration									
CH0 37159	CH0 37187	CH0 37215	CH0 37243	CH0 37271	CH0 37299	CH0 37327	CH0 37355	CH0 37383	CH0 37411
open		open		open		open		open	
Dark Fibre consideration									
CH0 37439	CH0 37467	CH0 37495	CH0 37523	CH0 37551	CH0 37579	CH0 37607	CH0 37635	CH0 37663	CH0 37691
open		open		open		open		open	
Dark Fibre consideration									
CH0 37719	CH0 37747	CH0 37775	CH0 37803	CH0 37831	CH0 37859	CH0 37887	CH0 37915	CH0 37943	CH0 37971
open		open		open		open		open	
Dark Fibre consideration									
CH0 37999	CH0 38027	CH0 38055	CH0 38083	CH0 38111	CH0 38139	CH0 38167	CH0 38195	CH0 38223	CH0 38251
open		open		open		open		open	
Dark Fibre consideration									
CH0 38279	CH0 38307	CH0 38335	CH0 38363	CH0 38391	CH0 38419	CH0 38447	CH0 38475	CH0 38503	CH0 38531
open		open		open		open		open	
Dark Fibre consideration									
CH0 38559	CH0 38587	CH0 38615	CH0 38643	CH0 38671	CH0 38699	CH0 38727	CH0 38755	CH0 38783	CH0 38811
open		open		open		open		open	
Dark Fibre consideration									
CH0 38839	CH0 38867	CH0 38895	CH0 38923	CH0 38951	CH0 38979	CH0 39007	CH0 39035	CH0 39063	CH0 39091
open		open		open		open		open	
Dark Fibre consideration									
CH0 39119	CH0 39147	CH0 39175	CH0 39203	CH0 39231	CH0 39259	CH0 39287	CH0 39315	CH0 39343	CH0 39371
open		open		open		open		open	
Dark Fibre consideration									
CH0 39399	CH0 39427	CH0 39455	CH0 39483	CH0 39511	CH0 39539	CH0 39567	CH0 39595	CH0 39623	CH0 39651
open		open		open		open		open	
Dark Fibre consideration									
CH0 39679	CH0 39707	CH0 39735	CH0 39763	CH0 39791	CH0 39819	CH0 39847	CH0 39875	CH0 39903	CH0 39931
open		open		open		open		open	
Dark Fibre consideration									
CH0 39959	CH0 39987	CH0 40015	CH0 40043	CH0 40071	CH0 40099	CH0 40127	CH0 40155	CH0 40183	CH0 40211



## No. 50413 187

## Page 172 of 224

F.749-1 BAND Ctr.FREQ Ch.Width Separ. Ch.Spac. Ctr. Gap	A		B		F.749-1		B		C		F.749-1		C		BAND Ctr.FREQ Ch.Width Separ. Ch.Spac. Ctr. Gap			
	56 MHz	56 MHz	28 MHz	28 MHz	28 MHz	28 MHz	14 MHz	14 MHz	14 MHz	14 MHz	14 MHz	14 MHz	14 MHz	14 MHz				
	56 MHz	56 MHz	28 MHz	28 MHz	28 MHz	28 MHz	14 MHz	14 MHz	14 MHz	14 MHz	14 MHz	14 MHz	14 MHz	14 MHz				
Ch.	Go	Return	Ch.	Go	Return	Ch.	Go	Return	Ch.	Go	Return	Ch.	Go	Return	Ch.			
1	37086.0000	38346.0000	1	37072.0000	38332.0000	38	38108.0000	39368.0000	1	37065.0000	38325.0000	38	37583.0000	38843.0000	75	38101.0000	39361.0000	75
2	37142.0000	38402.0000	2	37100.0000	38360.0000	39	38136.0000	39396.0000	2	37079.0000	38339.0000	39	37597.0000	38857.0000	76	38115.0000	39375.0000	76
3	37198.0000	38458.0000	3	37126.0000	38388.0000	40	38164.0000	39424.0000	3	37093.0000	38353.0000	40	37611.0000	38871.0000	77	38129.0000	39389.0000	77
4	37254.0000	38514.0000	4	37156.0000	38416.0000				4	37107.0000	38367.0000	41	37625.0000	38885.0000	78	38143.0000	39403.0000	78
5	37310.0000	38570.0000	5	37184.0000	38444.0000				5	37121.0000	38381.0000	42	37639.0000	38899.0000	79	38157.0000	39417.0000	79
6	37366.0000	38626.0000	6	37212.0000	38472.0000				6	37135.0000	38395.0000	43	37653.0000	38913.0000	80	38171.0000	39431.0000	80
7	37422.0000	38682.0000	7	37240.0000	38500.0000				7	37149.0000	38409.0000	44	37667.0000	38927.0000				
8	37478.0000	38738.0000	8	37268.0000	38528.0000				8	37163.0000	38423.0000	45	37681.0000	38941.0000				
9	37534.0000	38794.0000	9	37296.0000	38556.0000				9	37177.0000	38437.0000	46	37695.0000	38955.0000				
10	37590.0000	38850.0000	10	37324.0000	38584.0000				10	37191.0000	38451.0000	47	37709.0000	38969.0000				
11	37646.0000	38906.0000	11	37352.0000	38612.0000				11	37205.0000	38465.0000	48	37723.0000	38983.0000				
12	37702.0000	38962.0000	12	37380.0000	38640.0000				12	37219.0000	38479.0000	49	37737.0000	38997.0000				
13	37758.0000	39018.0000	13	37408.0000	38668.0000				13	37233.0000	38493.0000	50	37751.0000	39011.0000				
14	37814.0000	39074.0000	14	37436.0000	38696.0000				14	37247.0000	38507.0000	51	37765.0000	39025.0000				
15	37870.0000	39130.0000	15	37464.0000	38724.0000				15	37261.0000	38521.0000	52	37779.0000	39039.0000				
16	37926.0000	39186.0000	16	37492.0000	38752.0000				16	37275.0000	38535.0000	53	37793.0000	39053.0000				
17	37982.0000	39242.0000	17	37520.0000	38780.0000				17	37289.0000	38549.0000	54	37807.0000	39067.0000				
18	38038.0000	39298.0000	18	37548.0000	38808.0000				18	37303.0000	38563.0000	55	37821.0000	39081.0000				
19	38094.0000	39354.0000	19	37576.0000	38836.0000				19	37317.0000	38577.0000	56	37835.0000	39095.0000				
20	38150.0000	39410.0000	20	37604.0000	38864.0000				20	37331.0000	38591.0000	57	37849.0000	39109.0000				
			21	37632.0000	38892.0000				21	37345.0000	38605.0000	58	37863.0000	39123.0000				
			22	37660.0000	38920.0000				22	37359.0000	38619.0000	59	37877.0000	39137.0000				
			23	37688.0000	38948.0000				23	37373.0000	38633.0000	60	37891.0000	39151.0000				
			24	37716.0000	38976.0000				24	37387.0000	38647.0000	61	37905.0000	39165.0000				
			25	37744.0000	39004.0000				25	37401.0000	38661.0000	62	37919.0000	39179.0000				
			26	37772.0000	39032.0000				26	37415.0000	38675.0000	63	37933.0000	39193.0000				
			27	37800.0000	39060.0000				27	37429.0000	38689.0000	64	37947.0000	39207.0000				
			28	37828.0000	39088.0000				28	37443.0000	38703.0000	65	37961.0000	39221.0000				
			29	37856.0000	39116.0000				29	37457.0000	38717.0000	66	37975.0000	39235.0000				
			30	37884.0000	39144.0000				30	37471.0000	38731.0000	67	37989.0000	39249.0000				
			31	37912.0000	39172.0000				31	37485.0000	38745.0000	68	38003.0000	39263.0000				
			32	37940.0000	39200.0000				32	37499.0000	38759.0000	69	38017.0000	39277.0000				
			33	37968.0000	39228.0000				33	37513.0000	38773.0000	70	38031.0000	39291.0000				
			34	37996.0000	39256.0000				34	37527.0000	38787.0000	71	38045.0000	39305.0000				
			35	38024.0000	39284.0000				35	37541.0000	38801.0000	72	38059.0000	39319.0000				
			36	38052.0000	39312.0000				36	37555.0000	38815.0000	73	38073.0000	39333.0000				
			37	38080.0000	39340.0000				37	37569.0000	38829.0000	74	38087.0000	39347.0000				



F.749-1				F.749-1				F.749-1				F.749-1			
BAND				38 GHz				38 GHz				38 GHz			
Ctr.FREQ				38248.000				38248.000				38248.000			
Ch.Width				7 MHz				7 MHz				7 MHz			
Separ.				1260 MHz				1260 MHz				1260 MHz			
Ch.Spac.				7 MHz				7 MHz				7 MHz			
Ctr. Gap				140 MHz				140 MHz				140 MHz			
Ch.	Go	Return	Ch.	Go	Return	Ch.	Go	Return	Ch.	Go	Return	Ch.	Go	Return	Ch.
1	37061.5000	38321.5000	38	37320.5000	38580.5000	75	37579.5000	38839.5000	112	37838.5000	39098.5000	149	38097.5000	39357.5000	149
2	37068.5000	38328.5000	39	37327.5000	38587.5000	76	37586.5000	38846.5000	113	37845.5000	39105.5000	150	38104.5000	39364.5000	150
3	37075.5000	38335.5000	40	37334.5000	38594.5000	77	37593.5000	38853.5000	114	37852.5000	39112.5000	151	38111.5000	39371.5000	151
4	37082.5000	38342.5000	41	37341.5000	38601.5000	78	37600.5000	38860.5000	115	37859.5000	39119.5000	152	38118.5000	39378.5000	152
5	37089.5000	38349.5000	42	37348.5000	38608.5000	79	37607.5000	38867.5000	116	37866.5000	39126.5000	153	38125.5000	39385.5000	153
6	37096.5000	38356.5000	43	37355.5000	38615.5000	80	37614.5000	38874.5000	117	37873.5000	39133.5000	154	38132.5000	39392.5000	154
7	37103.5000	38363.5000	44	37362.5000	38622.5000	81	37621.5000	38881.5000	118	37880.5000	39140.5000	155	38139.5000	39399.5000	155
8	37110.5000	38370.5000	45	37369.5000	38629.5000	82	37628.5000	38888.5000	119	37887.5000	39147.5000	156	38146.5000	39406.5000	156
9	37117.5000	38377.5000	46	37376.5000	38636.5000	83	37635.5000	38895.5000	120	37894.5000	39154.5000	157	38153.5000	39413.5000	157
10	37124.5000	38384.5000	47	37383.5000	38643.5000	84	37642.5000	38902.5000	121	37901.5000	39161.5000	158	38160.5000	39420.5000	158
11	37131.5000	38391.5000	48	37390.5000	38650.5000	85	37649.5000	38909.5000	122	37908.5000	39168.5000	159	38167.5000	39427.5000	159
12	37138.5000	38398.5000	49	37397.5000	38657.5000	86	37656.5000	38916.5000	123	37915.5000	39175.5000	160	38174.5000	39434.5000	160
13	37145.5000	38405.5000	50	37404.5000	38664.5000	87	37663.5000	38923.5000	124	37922.5000	39182.5000				
14	37152.5000	38412.5000	51	37411.5000	38671.5000	88	37670.5000	38930.5000	125	37929.5000	39189.5000				
15	37159.5000	38419.5000	52	37418.5000	38678.5000	89	37677.5000	38937.5000	126	37936.5000	39196.5000				
16	37166.5000	38426.5000	53	37425.5000	38685.5000	90	37684.5000	38944.5000	127	37943.5000	39203.5000				
17	37173.5000	38433.5000	54	37432.5000	38692.5000	91	37691.5000	38951.5000	128	37950.5000	39210.5000				
18	37180.5000	38440.5000	55	37439.5000	38699.5000	92	37698.5000	38958.5000	129	37957.5000	39217.5000				
19	37187.5000	38447.5000	56	37446.5000	38706.5000	93	37705.5000	38965.5000	130	37964.5000	39224.5000				
20	37194.5000	38454.5000	57	37453.5000	38713.5000	94	37712.5000	38972.5000	131	37971.5000	39231.5000				
21	37201.5000	38461.5000	58	37460.5000	38720.5000	95	37719.5000	38979.5000	132	37978.5000	39238.5000				
22	37208.5000	38468.5000	59	37467.5000	38727.5000	96	37726.5000	38986.5000	133	37985.5000	39245.5000				
23	37215.5000	38475.5000	60	37474.5000	38734.5000	97	37733.5000	38993.5000	134	37992.5000	39252.5000				
24	37222.5000	38482.5000	61	37481.5000	38741.5000	98	37740.5000	39000.5000	135	37999.5000	39259.5000				
25	37229.5000	38489.5000	62	37488.5000	38748.5000	99	37747.5000	39007.5000	136	38006.5000	39266.5000				
26	37236.5000	38496.5000	63	37495.5000	38755.5000	100	37754.5000	39014.5000	137	38013.5000	39273.5000				
27	37243.5000	38503.5000	64	37502.5000	38762.5000	101	37761.5000	39021.5000	138	38020.5000	39280.5000				
28	37250.5000	38510.5000	65	37509.5000	38769.5000	102	37768.5000	39028.5000	139	38027.5000	39287.5000				
29	37257.5000	38517.5000	66	37516.5000	38776.5000	103	37775.5000	39035.5000	140	38034.5000	39294.5000				
30	37264.5000	38524.5000	67	37523.5000	38783.5000	104	37782.5000	39042.5000	141	38041.5000	39301.5000				
31	37271.5000	38531.5000	68	37530.5000	38790.5000	105	37789.5000	39049.5000	142	38048.5000	39308.5000				
32	37278.5000	38538.5000	69	37537.5000	38797.5000	106	37796.5000	39056.5000	143	38055.5000	39315.5000				
33	37285.5000	38545.5000	70	37544.5000	38804.5000	107	37803.5000	39063.5000	144	38062.5000	39322.5000				
34	37292.5000	38552.5000	71	37551.5000	38811.5000	108	37810.5000	39070.5000	145	38069.5000	39329.5000				
35	37299.5000	38559.5000	72	37558.5000	38818.5000	109	37817.5000	39077.5000	146	38076.5000	39336.5000				
36	37306.5000	38566.5000	73	37565.5000	38825.5000	110	37824.5000	39084.5000	147	38083.5000	39343.5000				
37	37313.5000	38573.5000	74	37572.5000	38832.5000	111	37831.5000	39091.5000	148	38090.5000	39350.5000				



Page 174 of 224

**APPENDIX E - ADDITIONAL INFORMATION 40.5-42.5 GHZ (2019)****42 GHz BAND (ITU-R F.2005) or ECC/REC/(01)04**

Sub-band A				Sub-band B		
F ref (MHz)	42000			F ref (MHz)	42000	
Ctr.Freq (MHz)	42000			Ctr.Freq (MHz)	42000	
Separ.	1500 MHz			Separ.	1500 MHz	
Ch.Spac.	112 MHz			Ch.Spac.	56 MHz	
Ctr. Gap	156 MHz			Ctr. Gap	100 MHz	
CH	GO	RETURN		CH	GO	RETURN
1	40606	42106	VC national	1	40578	42078
2	40718	42218	VC national	2	40634	42134
3	40830	42330	space for possible expansion or sharing	3	40690	42190
4	40942	42442		4	40746	42246
5	41054	42554	Liquid Tel national	5	40802	42302
6	41166	42666	Liquid Tel national	6	40858	42358
7	41278	42778		7	40914	42414
8	41390	42890		8	40970	42470
9	41502	43002		9	41026	42526
10	41614	43114		10	41082	42582
11	41726	43226		11	41138	42638
12	41838	43338		12	41194	42694
				13	41250	42750
				14	41306	42806
				15	41362	42862
				16	41418	42918
				17	41474	42974
				18	41530	43030
				19	41586	43086
				20	41642	43142
				21	41698	43198
				22	41754	43254
				23	41810	43310
				24	41866	43366
				25	41922	43422

Sub-band C						
F ref (MHz)	42000					
Ctr.Freq (MHz)	42000					
Separ.	1500 MHz					
Ch.Spac.	28 MHz					
Ctr. Gap	100 MHz					
CH	GO	RETURN		CH	GO	RETURN
1	40564	42064		26	41264	42764
2	40592	42092		27	41292	42792
3	40620	42120		28	41320	42820
4	40648	42148		29	41348	42848
5	40676	42176		30	41376	42876
6	40704	42204		31	41404	42904
7	40732	42232		32	41432	42932
8	40760	42260		33	41460	42960
9	40788	42288		34	41488	42988
10	40816	42316		35	41516	43016
11	40844	42344		36	41544	43044
12	40872	42372		37	41572	43072
13	40900	42400		38	41600	43100
14	40928	42428		39	41628	43128
15	40956	42456		40	41656	43156
16	40984	42484		41	41684	43184
17	41012	42512		42	41712	43212
18	41040	42540		43	41740	43240
19	41068	42568		44	41768	43268
20	41096	42596		45	41796	43296
21	41124	42624		46	41824	43324
22	41152	42652		47	41852	43352
23	41180	42680		48	41880	43380
24	41208	42708		49	41908	43408
25	41236	42736		50	41936	43436



Sub-band D

F ref (MHz)	42000	
Ctr.Freq (MHz)	42000	
Separ.	1500 MHz	
Ch.Spac.	14 MHz	
Ctr. Gap	86 MHz	

CH	GO	RETURN
1	40557	42057
2	40571	42071
3	40585	42085
4	40599	42099
5	40613	42113
6	40627	42127
7	40641	42141
8	40655	42155
9	40669	42169
10	40683	42183
11	40697	42197
12	40711	42211
13	40725	42225
14	40739	42239
15	40753	42253
16	40767	42267
17	40781	42281
18	40795	42295
19	40809	42309
20	40823	42323
21	40837	42337
22	40851	42351
23	40865	42365
24	40879	42379
25	40893	42393
26	40907	42407
27	40921	42421
28	40935	42435
29	40949	42449
30	40963	42463

CH	GO	RETURN
31	40977	42477
32	40991	42491
33	41005	42505
34	41019	42519
35	41033	42533
36	41047	42547
37	41061	42561
38	41075	42575
39	41089	42589
40	41103	42603
41	41117	42617
42	41131	42631
43	41145	42645
44	41159	42659
45	41173	42673
46	41187	42687
47	41201	42701
48	41215	42715
49	41229	42729
50	41243	42743
51	41257	42757
52	41271	42771
53	41285	42785
54	41299	42799
55	41313	42813
56	41327	42827
57	41341	42841
58	41355	42855
59	41369	42869
60	41383	42883

CH	GO	RETURN
61	41397	42897
62	41411	42911
63	41425	42925
64	41439	42939
65	41453	42953
66	41467	42967
67	41481	42981
68	41495	42995
69	41509	43009
70	41523	43023
71	41537	43037
72	41551	43051
73	41565	43065
74	41579	43079
75	41593	43093
76	41607	43107
77	41621	43121
78	41635	43135
79	41649	43149
80	41663	43163
81	41677	43177
82	41691	43191
83	41705	43205
84	41719	43219
85	41733	43233
86	41747	43247
87	41761	43261
88	41775	43275
89	41789	43289
90	41803	43303

CH	GO	RETURN
91	41817	43317
92	41831	43331
93	41845	43345
94	41859	43359
95	41873	43373
96	41887	43387
97	41901	43401
98	41915	43415
99	41929	43429
100	41943	43443
101	41957	43457

Page 178 of 224



Page 179 of 224

# APPENDIX F - 66 TO 76 GHZ AND 81 TO 86 GHZ ADDITIONAL INFORMATION (2017)

E-BAND (71 - 81 GHZ paired with 81 - 86 GHz)

250 MHz channel spacing

81 GHz	71 GHz	Channel carriers								71.125 GHz		
		GB	1	2	3	4	5	6	7		8	
81.125 GHz	125 MHz	81.250	81.500	81.750	82.000	82.250	82.500	82.750	83.000	73.125 GHz		
										73.375 GHz		
Fully licensed - co-ordinated block												
2 GHz												
83.125 GHz	73.125 GHz	Channel carriers										73.375 GHz
		GB	1	2	3	4	5	6	7	8	9	
83.125 GHz	250 MHz	83.500	83.750	84.000	84.250	84.500	84.750	85.000	85.250	85.500	85.750	75.875 GHz
Light Licensed - self co-ordinated block												
2.5 GHz												
85.875 GHz	75.875 GHz	Channel carriers										76 GHz
		GB	1	2	3	4	5	6	7	8	9	
85.875 GHz	125 MHz	86.000	86.250	86.500	86.750	87.000	87.250	87.500	87.750	88.000	88.250	88.500
Light Licensed - self co-ordinated block												
2.5 GHz												
86 GHz												

## APPENDIX G - E-BAND CHANNEL ARRANGEMENTS

---

### Self-Coordinated E-Band

Channel Number	1	2	3	4	5	6	7	8	9	10
Centre frequency (GHz)	73.500	73.750	74.000	74.250	74.500	74.750	75.000	75.250	75.500	75.750
Centre frequency (GHz)	83.500	83.750	84.000	84.250	84.500	84.750	85.000	85.250	85.500	85.750

### ICASA Coordinated E-Band

Channel Number	1	2	3	4	5	6	7	8
Centre frequency (GHz)	71.250	71.500	71.750	72.000	72.250	72.500	72.750	73.000
Centre frequency (GHz)	81.250	81.500	81.750	82.000	82.250	82.500	82.750	83.000



## **APPENDIX H: RECOMMENDATION ITU-R M.2083-0.**

---

### **Recommendation ITU-R M.2083-0**

**(09/2015)**

**IMT Vision – Framework and overall objectives of the future development of  
IMT for 2020 and beyond**

### **M Series**

**Mobile, radiodetermination, amateur  
and related satellite services**

**ITU-R M.2083-0**

## **Foreword**

The role of the Radiocommunication Sector is to ensure the rational, equitable, efficient, and economical use of the radio-frequency spectrum by all radiocommunication services, including satellite services, and carry out studies without limit of frequency range on the basis of which Recommendations are adopted.

The regulatory and policy functions of the Radiocommunication Sector are performed by World and Regional Radiocommunication Conferences and Radiocommunication Assemblies supported by Study Groups.

## POLICY ON INTELLECTUAL PROPERTY RIGHT (IPR)

ITU-R policy on IPR is described in the Common Patent Policy for ITU-T/ITU-R/ISO/IEC referenced in Annex 1 of Resolution ITU-R 1. Forms to be used for the submission of patent statements and licensing declarations by patent holders are available from <http://www.itu.int/ITU-R/go/patents/en> where the Guidelines for Implementation of the Common Patent Policy for ITU-T/ITU-R/ISO/IEC and the ITU-R patent information database can also be found.

**Series of ITU-R Recommendations**

(Also available online at <http://www.itu.int/publ/R-REC/en>)

<b>Series</b>	<b>Title</b>
<b>BO</b>	Satellite delivery
<b>BR</b>	Recording for production, archival and play-out; film for television
<b>BS</b>	Broadcasting service (sound)
<b>BT</b>	Broadcasting service (television)
<b>F</b>	Fixed service
<b>M</b>	Mobile, radiodetermination, amateur and related satellite services
<b>P</b>	Radiowave propagation
<b>RA</b>	Radio astronomy
<b>RS</b>	Remote sensing systems
<b>S</b>	Fixed-satellite service
<b>SA</b>	Space applications and meteorology
<b>SF</b>	Frequency sharing and coordination between fixed-satellite and fixed service systems
<b>SM</b>	Spectrum management
<b>SNG</b>	Satellite news gathering
<b>TF</b>	Time signals and frequency standards emissions
<b>V</b>	Vocabulary and related subjects

*Note: This ITU-R Recommendation was approved in English under the procedure detailed in Resolution ITU-R 1.*

*Electronic Publication*

Geneva, 2015

© ITU 2015

All rights reserved. No part of this publication may be reproduced, by any means whatsoever, without written permission of ITU.

RECOMMENDATION ITU-R M.2083-0

**IMT Vision – Framework and overall objectives of the future development of IMT for 2020 and beyond**

(2015)

**Scope**

This Recommendation defines the framework and overall objectives of the future development of International Mobile Telecommunications (IMT) for 2020 and beyond in light of the roles that IMT could play to better serve the needs of the networked society, for both developed and developing countries, in the future. In this Recommendation, the framework of the future development of IMT for 2020 and beyond, including a broad variety of capabilities associated with envisaged usage scenarios, is described in detail. Furthermore, this Recommendation addresses the objectives of the future development of IMT for 2020 and beyond, which includes further enhancement of existing IMT and the development of IMT-2020. It should be noted that this Recommendation is defined considering the development of IMT to date based on Recommendation ITU-R M.1645.

**Keywords**

IMT, IMT-2020

**Abbreviations/Glossary**

ICT	Information and Communication Technology
IMT	International Mobile Telecommunications

IoT	Internet of Things
M2M	Machine-to-Machine
MIMO	Multiple Input Multiple Output
QoE	Quality of Experience
QoS	Quality of Service
RAT	Radio access technology
RLAN	Radio Local Area Network

#### **Related ITU Recommendations, Reports**

Recommendation ITU-R M.1645 – Framework and overall objectives of the future development of IMT-2000 and systems beyond IMT-2000

Recommendation ITU-R M.2012 – Detailed specifications of the terrestrial radio interfaces of International Mobile Telecommunications Advanced (IMT-Advanced)

Report ITU-R M.2320 – Future technology trends of terrestrial IMT systems.

Report ITU-R M.2370 – IMT Traffic estimates for the years 2020 to 2030.

Report ITU-R M.2376 – Technical feasibility of IMT in bands above 6 GHz.

Report ITU-R M.2134 – Requirements related to technical performance for IMT-Advanced radio interface(s)

The ITU Radiocommunication Assembly,

*considering*

- a)* that ITU has contributed to standardisation and harmonised use of IMT, which has provided telecommunication services on a global scale;
- b)* that technological advancement and the corresponding user needs will promote innovation and accelerate the delivery of advanced communication applications to consumers;
- c)* that Question ITU-R 229/5 addresses further development of the terrestrial component of IMT and the relevant studies under this Question are in progress within ITU-R;

Version	Document	Date	Page 186 of 31
1	IMT Roadmap Consultation Document	2019-03-12	

- d) that Recommendation ITU-R M.1645 defines the framework and overall objectives of the future development of IMT-2000 and systems beyond IMT-2000;
  - e) that for global operation and economies of scale, which are key requirements for the success of mobile telecommunication systems, it is desirable to establish a harmonised timeframe for future development of IMT considering technical, operational and spectrum related aspects;
  - f) that wireless communication applications are expected to expand into new market segments to facilitate the digital economy, e.g. smart grid, e-health, intelligent transport systems and traffic control, which would bring requirements beyond what can be addressed in today's IMT application areas;
  - g) that rapid uptake of smartphones, tablets and innovative mobile applications created by users has resulted in a tremendous increase in the volume of mobile data traffic;
  - h) that the number of devices accessing the network are expected to increase due to the emerging applications of Internet of Things (IoT);
  - i) those technologies such as beamforming, massive-Multiple Input Multiple Output (MIMO) are easier to implement in higher frequencies due to short wavelength;
  - j) that wide contiguous bandwidth would enhance data delivery efficiency and ease the complexity of hardware implementation;
  - k) that the cell size is being reduced (e.g. the order of some tens of metres) to provide larger area traffic capacity in dense areas;
  - l) that IMT interworks with other radio systems,
- recognising*
- a) that some administrations had deployed IMT-Advanced systems before global deployment due to the rapid increase of data traffic;
  - b) that development of new radio interfaces that support the new capabilities of IMT-2020 is expected along with the enhancement of IMT-2000 and IMT-Advanced systems,

*noting*

that pursuant to Article 44 of the ITU Constitution, Member States shall endeavour to apply the latest technical advances as soon as possible,

Version	Document	Date	Page 187 of 31
1	IMT Roadmap Consultation Document	2019-03-12	

*recommends*

that the Annex should be used as the framework and the overall objectives for the future development of IMT for 2020 and beyond.

Version	Document	Date	Page 188 of 31
1	IMT Roadmap Consultation Document	2019-03-12	

**Annex****TABLE OF CONTENTS**

	<i>Page</i>
<b>1 Introduction.....</b>	<b>9</b>
<b>2 Observation of trends .....</b>	<b>10</b>
2.1 User and application trends.....	10
2.2 Growth in IMT traffic .....	12
2.3 Technology trends.....	12
2.4 Studies on technical feasibility of IMT between 6 and 100 GHz .....	15
2.5 Spectrum implications.....	16
<b>3 Evolution of IMT.....</b>	<b>18</b>
3.1 How IMT has developed.....	18
3.2 Role of IMT for 2020 and beyond .....	18
<b>4 Usage scenarios for IMT for 2020 and beyond.....</b>	<b>20</b>
<b>5 Capabilities of IMT-2020.....</b>	<b>22</b>
<b>6 Framework and objectives .....</b>	<b>28</b>
6.1 Relationships.....	28
6.2 Timelines.....	28
6.3 Focus areas for further study.....	31

<b>Version</b>	<b>Document</b>	<b>Date</b>	<b>Page 189 of 31</b>
1	IMT Roadmap Consultation Document	2019-03-12	



## 1 INTRODUCTION

The socio-technical evolution in the last few decades has been significantly driven by the evolution of mobile communications and has contributed to the economic and social development of both developed and developing countries. Mobile communications have become closely integrated in the daily life of the whole society. It is expected that the socio-technical trends and the evolution of mobile communications systems will remain tightly coupled together and will form a foundation for society in 2020 and beyond.

In the future, however, it is foreseen that new demands, such as more traffic volume, many more devices with diverse service requirements, better quality of user experience (QoE) and better affordability by further reducing costs, will require an increasing number of innovative solutions.

The objective of this Recommendation is to establish the vision for IMT for 2020 and beyond, by describing potential user and application trends, growth in traffic, technological trends, and spectrum implications, and by providing guidelines on the framework and the capabilities for IMT for 2020 and beyond.

Version	Document	Date	Page 190 of 31
1	IMT Roadmap Consultation Document	2019-03-12	

## 2 OBSERVATIONS OF TRENDS

### 2.1 User and application trends

Mobile devices play various, continuously evolving roles in everyday life. Future IMT systems should support emerging new use cases, including applications requiring very high data rate communications, a large number of connected devices, and ultra-low latency and high reliability applications. More specific user and application trends are explained in §§ 2.1.1 to 2.1.8.

#### 2.1.1 Supporting very low latency and high reliability human-centric communication.

People expect the experience of instantaneous connectivity wherein applications need to exhibit “flash” behaviour without waiting times: a single click and the response is perceived as instantaneous. Flash behaviour will be a key factor for the success of cloud services and virtual reality and augmented reality applications. The low latency and high reliability communication that supports such behaviour thus becomes an enabler for the future development of new applications, e.g. in health, safety, office, entertainment, and other sectors.

#### 2.1.2 Supporting very low latency and high reliability machine-centric communication.

The reliability and latency in today’s communication systems have been designed with the human user in mind. For future wireless systems, the design of new applications is envisaged based on machine-to-machine (M2M) communication with real-time constraints. Driverless cars enhanced mobile cloud services, real-time traffic control optimisation, emergency and disaster response, smart grid, e-health, or efficient industrial communications are examples of where low latency and high reliability can improve quality of life.

#### 2.1.3 Supporting high user density.

Users will expect a satisfactory end-user experience in the presence of a large number of concurrent users, for example in a crowd with a high traffic density per unit area and a large number of handsets and machines/devices per unit area. Examples are audio-visual content to be provided concurrently across an entire cell or infotainment applications in shopping malls, stadiums, open air festivals, or other public events that attract a lot of people. This includes users who use their phone while in unexpected traffic jams, or when travelling in public transportation systems, as well as professionals working in

Version	Document	Date	Page 191 of 31
1	IMT Roadmap Consultation Document	2019-03-12	

organisations such as police, fire brigades, and ambulances to exploit the public communication networks in crowded environments and machine-centric devices.

#### 2.1.4 Maintaining high quality at high mobility.

A connected society in the years beyond 2020 will need to accommodate a similar user experience for end-users on the move and when they are static e.g. at home or in the office. To offer the “best experience” to highly mobile users and communicating machine devices, robust and reliable connectivity solutions are needed as well as the ability to efficiently maintain service quality with mobility.

Maintaining high quality at high mobility will enable successful deployment of applications on user equipment located within a moving platform such as cars or high-speed trains which are being deployed in several countries. Connectivity on mobile platforms may be provided via IMT, Radio Local Area Network (RLAN) or another network on that platform using suitable backhaul.

#### 2.1.5 Enhanced multimedia services

It is likely that demand for mobile high-definition multimedia will increase in many areas beyond entertainment, such as medical treatment, safety, and security.

User devices will get enhanced media consumption capabilities, such as Ultra-High-Definition display, multi-view High-Definition display, mobile 3D projections, immersive video conferencing, and augmented reality and mixed reality display and interface. This will all lead to a demand for significantly higher data rates. Media delivery will be both to individuals and to groups of users.

#### 2.1.6 Internet of Things

In the future, every object that can benefit from being connected will be connected through wired or wireless internet technologies. Therefore, the number of connected devices will grow rapidly and is expected to exceed the number of human user devices in the future.

These connected “things” can be smart phones, sensors, actuators, cameras, vehicles, etc., ranging from low-complexity devices to highly complex and advanced devices. A significant number of connected devices are expected to use IMT systems.

As a result, the connected entities are bound to have varying levels of energy consumption, transmission power, latency requirements, cost, and many other indices critical for stable connection.

Version	Document	Date	Page 192 of 31
1	IMT Roadmap Consultation Document	2019-03-12	

In addition, as more and more things get connected, various services that utilise the connection capabilities of things will appear. Smart energy distribution grid system, agriculture, healthcare, vehicle-to-vehicle, and vehicle-to-road infrastructure communication are generally viewed as potential fields for further growth of the Internet of Things (IoT).

#### 2.1.7 Convergence of applications

New applications are increasingly being delivered over IMT, including e-Government, public protection and disaster relief communication, education, linear<sup>36</sup> and on-demand audio-visual content, and e-health. This convergence of applications must take account of the requirements associated with these applications.

#### 2.1.8 Ultra-accurate positioning applications

As the accuracy of positioning gets better, location-based service applications that provide improved emergency rescue services, as well as precise ground-based navigation service for unmanned vehicles or drones may expand extensively.

### 2.2 Growth in IMT traffic

There are many drivers influencing the growth of future IMT traffic demand, especially the adoption of devices with enhanced capabilities that require increased bit rates and bandwidth usage. Similar drivers increased traffic in the transition from IMT-2000 to IMT-Advanced.

The main drivers behind the anticipated traffic growth include increased video usage, device proliferation and application uptake. These are expected to evolve over time, and this evolution will differ between countries due to social and economic differences. These drivers and other trends which impact traffic growth are detailed in Report ITU-R M.2370. The Report contains global IMT traffic estimates beyond 2020 from several sources. These estimates anticipate that global IMT traffic will grow in the range of 10-100 times from 2020 to 2030.

<sup>36</sup> A linear audio-visual service refers to the "traditional" way of offering radio or TV services. Listeners and viewers "tune in" to the content organised as a scheduled sequence that may consist of e.g. news, shows, drama or movies on TV or various types of audio content on radio. These sequences of programmes are set up by content providers and cannot be changed by a listener or a viewer. Linear services are not confined to a particular distribution technology. For example, a live stream on the Internet is to be considered as a linear service as well.

Version	Document	Date	Page 193 of 31
1	IMT Roadmap Consultation Document	2019-03-12	

Traffic asymmetry aspects for this period are also presented in Report ITU-R M.2370. It is observed that the current average traffic asymmetry ratio of mobile broadband is in favour of the downlink, and this is expected to increase due to growing demand for audio-visual content.

### 2.3 Technology trends

Report ITU-R M.2320 provides a broad view of future technical aspects of terrestrial IMT systems considering the timeframe 2015-2020 and beyond. It includes information on technical and operational characteristics of IMT systems, including the evolution of IMT through advances in technology and spectrally efficient techniques, and their deployment. Report ITU-R M.2320 provides more detailed information on the following technical aspects presented in §§ 2.3.1 to 2.3.8. In addition, technologies required to enable higher data rates are explained in § 2.3.9.

#### 2.3.1 Technologies to enhance the radio interface.

Advanced waveforms, modulation and coding, and multiple access schemes, e.g. filtered OFDM (FOFDM), filter bank multi-carrier modulation (FBMC), pattern division multiple access (PDMA), sparse code multiple access (SCMA), interleave division multiple access (IDMA) and low density spreading (LDS) may improve the spectral efficiency of the future IMT systems.

Advanced antenna technologies such as 3D-beamforming (3D-BF), active antenna system (AAS), massive MIMO and network MIMO will achieve better spectrum efficiency.

In addition, TDD-FDD joint operation, dual connectivity and dynamic TDD can enhance the spectrum flexibility.

Simultaneous transmission and reception on the same frequency with self-interference cancellation could increase spectrum efficiency.

Other techniques such as flexible backhaul and dynamic radio access configurations can also enable enhancements to the radio interface.

In small cells, higher-order modulation, and modifications to the reference-signal structure with reduced overhead may provide performance enhancements due to lower mobility in small cell deployments and potentially higher signal-to-interference ratios compared to the wide-area case.

Flexible spectrum usage, joint management of multiple radio access technologies (RATs) and flexible uplink/downlink resource allocation, can provide technical solutions to address the growing traffic demand in the future and may allow more efficient use of radio resources.

Version	Document	Date	Page 194 of 31
1	IMT Roadmap Consultation Document	2019-03-12	

### 2.3.2 Network technologies

Future IMT will require more flexible network nodes which are configurable based on the Software-Defined Networking (SDN) architecture and network function virtualisation (NFV) for optimal processing the node functions and improving the operational efficiency of network.

Featuring centralised and collaborative system operation, the cloud RAN (C-RAN) encompasses the baseband and higher layer processing resources to form a pool so that these resources can be managed and allocated dynamically on demand, while the radio units and antenna are deployed in a distributed manner.

The radio access network (RAN) architecture should support a wide range of options for inter-cell coordination schemes. The advanced self-organising network (SON) technology is one example solution to enable operators to improve the OPEX efficiency of the multi-RAT and multi-layer network, while satisfying the increasing throughput requirement of subscriber.

### 2.3.3 Technologies to enhance mobile broadband scenarios.

A relay based multi-hop network can greatly enhance the Quality of Service (QoS) of cell edge users. Small-cell deployment can improve the QoS of users by decreasing the number of users in a cell and user quality of experience can be enhanced.

Dynamic adaptive streaming over HTTP (DASH) enhancement is expected to improve user experience and accommodate more video streaming content in existing infrastructure.

Bandwidth saving and transmission efficiency improvement is an evolving trend for Evolved Multimedia Broadcast and Multicast Service (eMBMS). Dynamic switching between unicast and multicast transmission can be beneficial.

IMT systems currently provide support for RLAN interworking, at the core network level, including seamless as well as non-seamless mobility, and can offload traffic from cellular networks into licence-exempt spectrum bands.

Context aware applications may provide more personalised services that ensure high QoE for the end user and proactive adaptation to the changing context.

Proximity-based techniques can provide applications with information whether two devices are in close proximity of each other, as well as enable direct device-to-device (D2D) communication. Group communication, including push-to-talk type of communication, is highly desirable for public safety.

Version	Document	Date	Page 195 of 31
1	IMT Roadmap Consultation Document	2019-03-12	

#### 2.3.4 Technologies to enhance massive machine type communications.

Future IMT systems are expected to connect a large number of M2M devices with a range of performance and operational requirements, with further improvement of low-cost and low-complexity device types as well as extension of coverage.

#### 2.3.5 Technologies to enhance ultra-reliable and low latency communications.

To achieve ultra-low latency, the data and control planes may both require significant enhancements and new technical solutions addressing both the radio interface and network architecture aspects.

It is envisioned that future wireless systems will, to a larger extent, also be used in the context of machine-to-machine communications, for instance in the field of traffic safety, traffic efficiency, smart grid, e-health, wireless industry automation, augmented reality, remote tactile control, and tele-protection, requiring high reliability techniques.

#### 2.3.6 Technologies to improve network energy efficiency.

In order to enhance energy efficiency, energy consumption should be considered in the protocol design.

The energy efficiency of a network can be improved by both reducing RF transmit power and saving circuit power. To enhance energy efficiency, the traffic variation characteristic of different users should be well exploited for adaptive resource management. Examples include discontinuous transmission (DTX), base station and antenna muting, and traffic balancing among multiple RATs.

#### 2.3.7 Terminal technologies

The mobile terminal will become a more human friendly companion as a multi-purpose Information and Communication Technology (ICT) device for personal office and entertainment and will also evolve from being predominantly a hand-held smart phone to also include wearable smart devices.

Technologies for chip, battery, and display should therefore be further improved.

#### 2.3.8 Technologies to enhance privacy and security.

Future IMT systems need to provide robust and secure solutions to counter the threats to security and privacy brought by new radio technologies, new services, and new deployment cases.

Version	Document	Date	Page 196 of 31
1	IMT Roadmap Consultation Document	2019-03-12	

### 2.3.9 Technologies enabling higher data rates.

In order to achieve higher data rates and improvements in capacity, the following key techniques are needed:

#### Spectrum:

- Utilisation of large blocks of spectrum in higher frequency bands
- Carrier aggregation

#### Physical Layer:

- Enhanced spectral efficiency by means of e.g. advanced physical layer techniques (modulation, coding) and advances in spatial processing (network MIMO and Massive MIMO), plus exploitation of other novel/alternative ideas.

#### Network:

- Network densification

## 2.4 Studies on technical feasibility of IMT between 6 and 100 GHz

The development of IMT for 2020 and beyond is expected to enable new use cases and applications, and addresses rapid traffic growth, for which contiguous and broader channel bandwidths than currently available for IMT systems would be desirable. This suggests the need to consider spectrum resources in higher frequency ranges.

Report ITU-R M.2376 provides information on the technical feasibility of IMT in the frequencies between 6 and 100 GHz. It includes information on potential new IMT radio technologies and system approaches, which could be appropriate for operation in this frequency range.

The Report presents measurement data on propagation in this frequency range in several different environments. Both line-of-sight and non-line-of-sight measurement results for stationary and mobile cases as well as outdoor-to-indoor results have been presented in the report. It also includes performance simulations results for several different deployment scenarios.

The Report describes solutions based on MIMO and beamforming with a large number of antenna elements, which compensate for the increasing propagation loss with frequency; these have become increasingly feasible due to the ability to exploit chip-scale antenna solutions and modular adaptive antenna arrays that do not require an ADC/DAC for each antenna element. The practicality of

Version	Document	Date	Page 197 of 31
1	IMT Roadmap Consultation Document	2019-03-12	



manufacturing commercial transmitters and receivers at these frequencies is investigated, as evidenced by availability of commercial 60 GHz multi-gigabit wireless systems (MGWS) products and prototyping activities that are already underway at frequencies such as 11, 15, 28, 44, 70 and 80 GHz.

The potential advantages of using the same spectrum for both access and fronthaul/backhaul, as compared with using two different frequencies for access and fronthaul/backhaul, are described in the Report.

The theoretical assessment, simulations, measurements, technology development and prototyping described in the Report indicate that utilising the bands between 6 and 100 GHz is feasible for studied IMT deployment scenarios and could be considered for the development of IMT for 2020 and beyond.

## 2.5 Spectrum implications

Report ITU-R M.2290 provides the results of studies on estimated global spectrum requirements for terrestrial IMT in the year 2020. The estimated total requirements include spectrum already identified for IMT plus additional spectrum requirements.

It is noted that no single frequency range satisfies all the criteria required to deploy IMT systems, particularly in countries with diverse geographic and population density; therefore, to meet the capacity and coverage requirements of IMT systems multiple frequency ranges would be needed. It should be noted that there are differences in the markets and deployments and timings of the mobile data growth in different countries.

For future IMT systems in the year 2020 and beyond, contiguous, and broader channel bandwidths than available to current IMT systems would be desirable to support continued growth. Therefore, availability of spectrum resources that could support broader, contiguous channel bandwidths in this time frame should be explored. Research efforts must be continued to increase spectrum efficiency and to explore the availability of contiguous broad channels.

Furthermore, if additional spectrum is made available for IMT, the potential implications to the existing uses and users of that spectrum need to be addressed.

### 2.5.1 Spectrum harmonisation

As the amount of spectrum required for mobile services increases, it becomes increasingly desirable for existing and newly allocated and identified spectrum to be harmonised. The benefits of spectrum harmonisation include facilitating economies of scale, enabling global roaming, reducing equipment

Version	Document	Date	Page 198 of 31
1	IMT Roadmap Consultation Document	2019-03-12	

design complexity, preserving battery life, improving spectrum efficiency, and potentially reducing cross border interference. Typically, a mobile device contains multiple antennas and associated radio frequency front ends to enable operation in multiple bands to facilitate roaming. While mobile devices can benefit from common chipsets, variances in frequency arrangements necessitate different components to accommodate these differences, which leads to higher equipment design complexity.

Therefore, harmonisation of spectrum for IMT will lead to commonality of equipment and is desirable for achieving economies of scale and affordability of equipment.

#### 2.5.2 Importance of contiguous and wider spectrum bandwidth

The proliferation of smart devices (e.g. smartphones, tablets, televisions, etc.) and a wide range of applications requiring a large amount of data traffic have accelerated demand for wireless data traffic. Future IMT systems are expected to provide significant improvement to accommodate this rapidly increasing traffic demand. In addition, future IMT systems are expected to provide gigabit-per-second user data rate services. The currently available frequency bands and their bandwidth differ across countries and regions, and this leads to many problems associated with device complexity and possible interference issues. Contiguous, broader, and harmonised frequency bands, aligned with future technology development, would address these problems, and would facilitate achievement of the objectives of future IMT systems.

In particular, bandwidths to support the different usage scenarios in § 4 (e.g. enhanced mobile broadband, ultra-reliable and low-latency communications, and massive machine type communications) would vary. For those scenarios requiring several hundred MHz up to at least 1 GHz, there would be a need to consider wideband contiguous spectrum above 6 GHz.

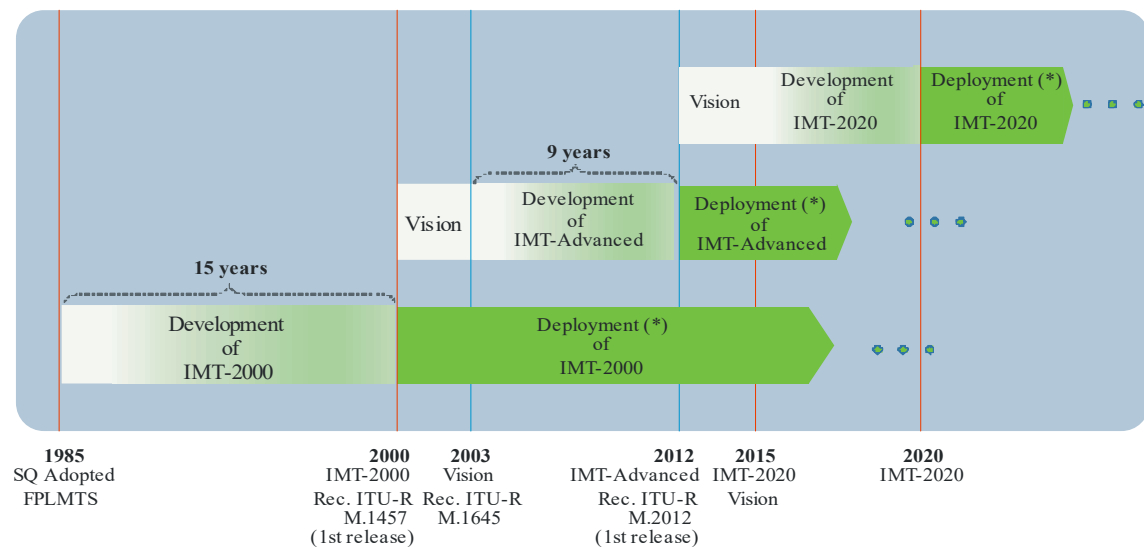
Version	Document	Date	Page 199 of 31
1	IMT Roadmap Consultation Document	2019-03-12	

### 3 EVOLUTIONS OF IMT

#### 3.1 How IMT has developed.

Following the adoption by International Radio Consultative Committee (CCIR) of the Study Question on the Future Public Land Mobile Telecommunication Systems (FPLMTS) in 1985, it took a total of 15 years for the identification of the radio spectrum in 1992 and development of IMT-2000 specifications (Recommendation ITU-R M.1457). After this development, deployment of IMT-2000 systems started.

The ITU then immediately started to develop the vision Recommendation (Recommendation ITU-R M.1645, June 2003) on Framework and overall objectives of the future development of IMT-2000 and systems beyond IMT-2000. Based on this Recommendation, the ITU has released the Recommendation ITU-R M.2012 in the terrestrial radio interface of IMT-Advanced in 2012. It took nine years for the ITU to develop the second phase of IMT after the completion of the vision recommendation. After this development, deployment of the IMT-Advanced systems started.



(\*) Deployment timing may vary across countries.

M.2083-01

**Figure 39: Overview of timeline for IMT development and deployment.**

Version	Document	Date	Page 200 of 31
1	IMT Roadmap Consultation Document	2019-03-12	

### 3.2 Role of IMT for 2020 and beyond

IMT systems serve as a communication tool for people and a facilitator which assists the development of other industry sectors, such as medical science, transportation, and education. Considering the key trends described in § 2, IMT should continue to contribute to the following:

- **Wireless infrastructure to connect the world:** Broadband connectivity will acquire the same level of importance as access to electricity. IMT will continue to play an important role in this context as it will act as one of the key pillars to enable mobile service delivery and information exchanges. In the future, private and professional users will be provided with a wide variety of applications and services, ranging from infotainment services to new industrial and professional applications.
- **New ICT market:** The development of future IMT systems is expected to promote the emergence of an integrated ICT industry which will constitute a driver for economies around the globe. Some possible areas include: the accumulation, aggregation, and analysis of big data; delivering customised networking services for enterprise and social network groups on wireless networks.
- **Bridging the Digital Divide:** IMT will continue to help closing the gaps caused by an increasing Digital Divide. Affordable, sustainable and easy-to-deploy mobile and wireless communication systems can support this objective while effectively saving energy and maximising efficiency.
- **New ways of communication:** IMT will enable sharing of any type of contents anytime, anywhere through any device. Users will generate more content and share this content without being limited by time and location.
- **New forms of education:** IMT can change the method of education by providing easy access to digital textbooks or cloud-based storage of knowledge on the internet, boosting applications such as e-learning, e-health, and e-commerce.
- **Promote Energy Efficiency:** IMT enables energy efficiency across a range of sectors of the economy by supporting machine to machine communication and solutions such as smart grid, teleconferencing, smart logistics and transportation.
- **Social changes:** Broadband networks make it easier to quickly form and share public opinions for a political or social issue through social network service. Opinion formation

Version	Document	Date	Page 201 of 31
1	IMT Roadmap Consultation Document	2019-03-12	

of a huge number of connected people due to their ability to exchange information anytime anywhere will become a key driver of social changes.

- **New art and culture:** IMT will support people to create works of art or participate in group performances or activities, such as a virtual chorus, flash mob, co-authoring, or song writing. Also, people connected to a virtual world are able to form new types of communities and establish their own cultures.

Version	Document	Date	Page 202 of 31
1	IMT Roadmap Consultation Document	2019-03-12	

## 4 USAGE SCENARIOS FOR IMT FOR 2020 AND BEYOND

IMT for 2020 and beyond is envisaged to expand and support diverse usage scenarios and applications that will continue beyond the current IMT. Furthermore, a broad variety of capabilities would be tightly coupled with these intended different usage scenarios and applications for IMT for 2020 and beyond. The usage scenarios for IMT for 2020 and beyond include:

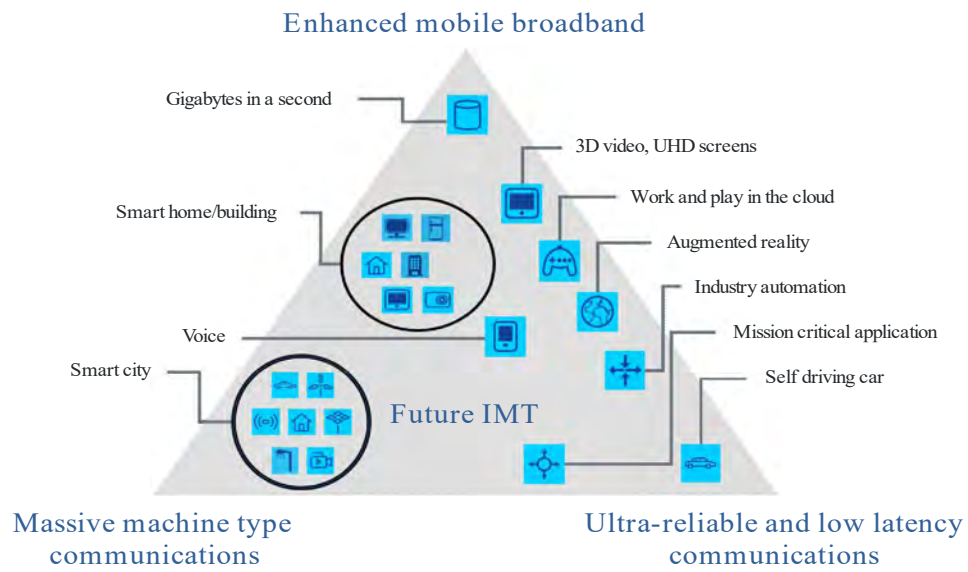
- **Enhanced Mobile Broadband:** Mobile Broadband addresses the human-centric use cases for access to multi-media content, services, and data. The demand for mobile broadband will continue to increase, leading to enhanced Mobile Broadband. The enhanced Mobile Broadband usage scenario will come with new application areas and requirements in addition to existing Mobile Broadband applications for improved performance and an increasingly seamless user experience. This usage scenario covers a range of cases, including wide-area coverage and hotspot, which have different requirements. For the hotspot case, i.e. for an area with high user density, very high traffic capacity is needed, while the requirement for mobility is low and user data rate is higher than that of wide area coverage. For the wide area coverage case, seamless coverage and medium to high mobility are desired, with much improved user data rate compared to existing data rates. However, the data rate requirement may be relaxed compared to hotspot.
- **Ultra-reliable and low latency communications:** This use case has stringent requirements for capabilities such as throughput, latency, and availability. Some examples include wireless control of industrial manufacturing or production processes, remote medical surgery, distribution automation in a smart grid, transportation safety, etc.
- **Massive machine type communications:** This use case is characterised by a very large number of connected devices typically transmitting a relatively low volume of non-delay-sensitive data. Devices are required to be low cost and have a very long battery life.

Additional use cases are expected to emerge, which are currently not foreseen. For future IMT, flexibility will be necessary to adapt to new use cases that come with a wide range of requirements.

Future IMT systems will encompass a large number of different features. Depending on the circumstances and the different needs in different countries, future IMT systems should be designed in a highly modular manner so that not all features have to be implemented in all networks.

Figure 29 illustrates some examples of envisioned usage scenarios for IMT for 2020 and beyond.

Version	Document	Date	Page 203 of 31
1	IMT Roadmap Consultation Document	2019-03-12	



M.2083-02

**Figure 40: Usage scenarios of IMT for 2020 and beyond.**

Version	Document	Date	Page 204 of 31
1	IMT Roadmap Consultation Document	2019-03-12	

## 5 CAPABILITIES OF IMT-2020

IMT for 2020 and beyond is expected to provide far more enhanced capabilities than those described in Recommendation ITU-R M.1645, and these enhanced capabilities could be regarded as new capabilities of future IMT. As ITU-R will give a new term IMT-2020 to those systems, system components, and related aspects that support these new capabilities, the term IMT-2020 is used in the following sections.

A broad variety of capabilities, tightly coupled with intended usage scenarios and applications for IMT-2020 is envisioned. Different usage scenarios along with the current and future trends will result in a great diversity/variety of requirements. The key design principles are flexibility and diversity to serve many different use cases and scenarios, for which the capabilities of IMT-2020, described in the following paragraphs, will have different relevance and applicability. In addition, the constraints on network energy consumption and the spectrum resource will need to be considered.

The following eight parameters are considered to be key capabilities of IMT-2020:

### **Peak data rate**

Maximum achievable data rate under ideal conditions per user/device (in Gbit/s).

### **User experienced data rate**

Achievable data rate that is available ubiquitously<sup>37</sup> across the coverage area to a mobile user/device (in Mbit/s or Gbit/s).

### **Latency**

The contribution by the radio network to the time from when the source sends a packet to when the destination receives it (in ms).

### **Mobility**

Maximum speed at which a defined QoS and seamless transfer between radio nodes which may belong to different layers and/or radio access technologies (multi-layer/-RAT) can be achieved (in km/h).

### **Connection density**

<sup>37</sup> The term "ubiquitous" is related to the considered target coverage area and is not intended to relate to an entire region or country.

Version	Document	Date	Page 205 of 31
1	IMT Roadmap Consultation Document	2019-03-12	



Total number of connected and/or accessible devices per unit area (per km<sup>2</sup>).

### Energy efficiency

Energy efficiency has two aspects:

- on the network side, energy efficiency refers to the quantity of information bits transmitted to/ received from users, per unit of energy consumption of the radio access network (RAN) (in bit/Joule);
- on the device side, energy efficiency refers to quantity of information bits per unit of energy consumption of the communication module (in bit/Joule).

### Spectrum efficiency

Average data throughput per unit of spectrum resource and per cell<sup>38</sup> (bit/s/Hz).

### Area traffic capacity

Total traffic throughput served per geographic area (in Mbit/s/m<sup>2</sup>).

IMT-2020 is expected to provide a user experience matching, as far as possible, fixed networks. The enhancement will be realised by increased peak and user experienced data rate, enhanced spectrum efficiency, reduced latency, and enhanced mobility support.

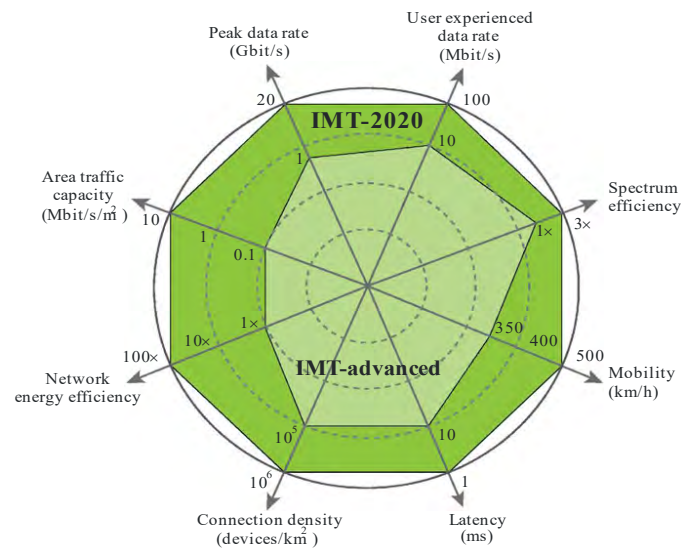
In addition to the conventional human-to-human or human-to-machine communication, IMT-2020 will realise the Internet of Things by connecting a vast range of smart appliances, machines, and other objects without human intervention.

IMT-2020 should be able to provide these capabilities without undue burden on energy consumption, network equipment cost and deployment cost to make future IMT sustainable and affordable.

The key capabilities of IMT-2020 are shown in Fig. 3, compared with those of IMT-Advanced.

<sup>38</sup> The radio coverage area over which a mobile terminal can maintain a connection with one or more units of radio equipment located within that area. For an individual base station, this is the radio coverage area of the base station or of a subsystem (e.g. sector antenna).

Version	Document	Date	Page 206 of 31
1	IMT Roadmap Consultation Document	2019-03-12	



M.2083-03

**Figure 41: Enhancement of key capabilities from IMT-Advanced to IMT-2020**

The values in the figure above are targets for research and investigation for IMT-2020 and may be further developed in other ITU-R Recommendations and may be revised in the light of future studies. The targets are further described below.

The peak data rate of IMT-2020 for enhanced Mobile Broadband is expected to reach 10 Gbit/s. However, under certain conditions and scenarios IMT-2020 would support up to 20 Gbit/s peak data rate, as shown in Fig. 3. IMT-2020 would support different user experienced data rates covering a variety of environments for enhanced Mobile Broadband. For wide area coverage cases, e.g. in urban and sub-urban areas, a user experienced data rate of 100 Mbit/s is expected to be enabled. In hotspot cases, the user experienced data rate is expected to reach higher values (e.g. 1 Gbit/s indoor).

The spectrum efficiency is expected to be three times higher compared to IMT-Advanced for enhanced Mobile Broadband. The achievable increase in efficiency from IMT-Advanced will vary between scenarios and could be higher in some scenarios (for example five times subject to further research). IMT-2020 is expected to support 10 Mbit/s/m<sup>2</sup> area traffic capacity, for example in hot spots.

The energy consumption for the radio access network of IMT-2020 should not be greater than IMT networks deployed today, while delivering the enhanced capabilities. The network energy efficiency

Version	Document	Date	Page 207 of 31
1	IMT Roadmap Consultation Document	2019-03-12	

should therefore be improved by a factor at least as great as the envisaged traffic capacity increase of IMT-2020 relative to IMT-Advanced for enhanced Mobile Broadband.

IMT-2020 would be able to provide 1 ms over-the-air latency, capable of supporting services with very low latency requirements. IMT-2020 is also expected to enable high mobility up to 500 km/h with acceptable QoS. This is envisioned in particular for high-speed trains.

Finally, IMT-2020 is expected to support a connection density of up to  $10^6/\text{km}^2$ , for example in massive machine type communication scenarios.

The reference values for IMT-Advanced shown in Fig. 3 for the peak data rate, mobility, spectrum efficiency and latency are extracted from Report ITU-R M.2134. The Report this was published in 2008 and was used for the evaluation of IMT-Advanced candidate radio interfaces described in Recommendation ITU-R M.2012.

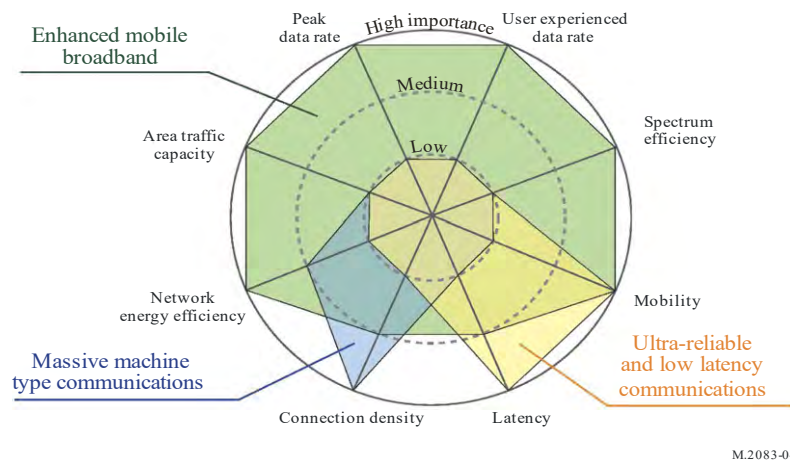
As anticipated above, whilst all key capabilities may to some extent be important for most use cases, the relevance of certain key capabilities may be significantly different, depending on the use cases/scenario. The importance of each key capability for the usage scenarios *enhanced Mobile Broadband*, *ultra-reliable and low latency communication* and *massive machine-type communication* is illustrated in Fig. 4. This is done using an indicative scaling in three steps as “high”, “medium” and “low”.

In the enhanced Mobile Broadband scenario, user experienced data rate, area traffic capacity, peak data rate, mobility, energy efficiency and spectrum efficiency all have high importance, but mobility and the user experienced data rate would not have equal importance simultaneously in all use cases. For example, in hotspots, a higher user experienced data rate, but a lower mobility, would be required than in wide area coverage case.

In some ultra-reliable and low latency communications scenarios, low latency is of highest importance, e.g. in order to enable the safety critical applications. Such capability would be required in some high mobility cases as well, e.g. in transportation safety, while e.g. high data rates could be less important.

In the massive machine type communication scenario, high connection density is needed to support tremendous number of devices in the network that e.g. may transmit only occasionally, at low bit rate and with zero/very low mobility. A low-cost device with long operational lifetime is vital for this usage scenario.

Version	Document	Date	Page 208 of 31
1	IMT Roadmap Consultation Document	2019-03-12	



**Figure 42: The importance of key capabilities in different usage scenarios.**

Other capabilities may be also required for IMT-2020, which would make future IMT more flexible, reliable, and secure when providing diverse services in the intended usage scenarios:

#### **Spectrum and bandwidth flexibility**

Spectrum and bandwidth flexibility refers to the flexibility of the system design to handle different scenarios, and in particular to the capability to operate at different frequency ranges, including higher frequencies and wider channel bandwidths than today.

#### **Reliability**

Reliability relates to the capability to provide a given service with a very high level of availability.

#### **Resilience**

Resilience is the ability of the network to continue operating correctly during and after a natural or man-made disturbance, such as the loss of mains power.

#### **Security and privacy**

Security and privacy refer to several areas such as encryption and integrity protection of user data and signalling, as well as end user privacy preventing unauthorised user tracking, and protection of network against hacking, fraud, denial of service, man in the middle attacks, etc.

#### **Operational lifetime**

Version	Document	Date	Page 209 of 31
1	IMT Roadmap Consultation Document	2019-03-12	

Operational lifetime refers to operation time per stored energy capacity. This is particularly important for machine-type devices requiring a very long battery life (e.g. more than 10 years) whose regular maintenance is difficult due to physical or economic reasons.

Version	Document	Date	Page 210 of 31
1	IMT Roadmap Consultation Document	2019-03-12	

## 6 FRAMEWORK AND OBJECTIVES

The objective of the development of IMT-2020 is to address the anticipated needs of users of mobile services in the years 2020 and beyond. The goals for the capabilities of IMT-2020 system described in § 5 are only targets for research and investigation and may be further developed in other ITU Recommendations and may be revised in the light of future studies. This section provides relationships between IMT-2020 and existing IMT/other access systems, timelines and focus areas for further study as framework and objectives for the development of IMT-2020.

### 6.1 Relationships

#### 6.1.1 Relationship between existing IMT and IMT-2020

In order to support emerging new scenarios and applications for 2020 and beyond, it is foreseen that development of IMT-2020 will be required to offer enhanced capabilities as those described in § 5. The values of these capabilities go beyond those described in Recommendation ITU-R M.1645. The minimum technical requirements (and corresponding evaluation criteria) to be defined by ITU-R based on these capabilities for IMT-2020 could potentially be met by adding enhancements to existing IMT, incorporating new technology components and functionalities, and/or the development of new radio interface technologies.

Furthermore, IMT-2020 will interwork with and complement existing IMT and its enhancements.

#### 6.1.2 Relationship between IMT-2020 and other access systems

Users should be able to access services anywhere, anytime. To achieve this goal, interworking will be necessary among various access technologies, which might include a combination of different fixed, terrestrial and satellite networks. Each component should fulfil its own role, but also should be integrated or interoperable with other components to provide ubiquitous seamless coverage.

IMT-2020 will interwork with other radio systems, such as RLANs, broadband wireless access, broadcast networks, and their possible future enhancements. IMT systems will also closely interwork with other radio systems for users to be optimally and cost-effectively connected.

Version	Document	Date	Page 211 of 31
1	IMT Roadmap Consultation Document	2019-03-12	

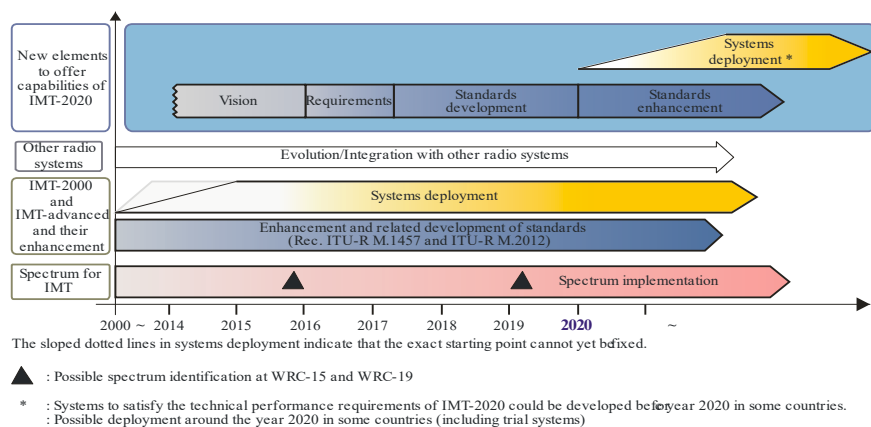
## 6.2 Timelines

In planning for the development of IMT-2020 as well as future enhancement of the existing IMT, it is important to consider the timelines associated with their realisation, which depend on a number of factors:

- user trends, requirements, and user demand;
- technical capabilities and technology development;
- standards development and their enhancement;
- spectrum matters;
- regulatory considerations;
- system deployment.

All of these factors are interrelated. The first five have been and will continue to be addressed within ITU. System development and deployment relates to the practical aspects of deploying new networks, taking into account the need to minimise additional infrastructure investment and to allow time for customer adoption of the services of a new system. ITU will complete its work for standardisation of IMT-2020 no later than the year 2020 to support IMT-2020 deployment by ITU members expected from the year 2020 onwards.

The timelines associated with these different factors are depicted in Fig. 5. When discussing the phases and timelines for IMT-2020, it is important to specify the time at which the standards are completed, when spectrum would be available, and when deployment may start.



M.2083-05

**Figure 43: Phase and expected timelines for IMT-2020**

Version	Document	Date	Page 212 of 31
1	IMT Roadmap Consultation Document	2019-03-12	

### 6.2.1 Medium term

In the medium-term (up to about the year 2020) it is envisaged that the future development of IMT-2000 and IMT-Advanced will progress with the ongoing enhancement of the capabilities of the initial deployments, as demanded by the marketplace in addressing user needs and allowed by the status of technical developments. This phase will be dominated by the growth in traffic within the existing IMT spectrum, and the development of IMT-2000 and IMT-Advanced during this time will be distinguished by incremental or evolutionary changes to the existing IMT-2000 and IMT-Advanced radio interface specifications (i.e. Recommendations ITU-R M.1457 for IMT-2000 and ITU-R M.2012 for IMT-Advanced, respectively).

It is envisaged that the bands identified by WRCs will be made available for IMT within this timeframe subject to user demand and other consideration.

### 6.2.2 Long term

The long term (beginning around the year 2020) is associated with the potential introduction of IMT-2020 which could be deployed around the year 2020 in some countries. It is envisaged that IMT-2020 will add enhanced capabilities described in § 5, and they may need additional frequency bands in which to operate.

## 6.3 Focus areas for further study

The research forums and other external organisations wishing to contribute to the future development of IMT-2020 are encouraged to focus especially in the following key areas:

- a) radio interface(s) and their interoperability;
- b) access network related issues;
- c) spectrum related issues;
- d) traffic characteristics.

---

Version	Document	Date	Page 213 of 31
1	IMT Roadmap Consultation Document	2019-03-12	